

NOTICE OF MEETING

Meeting	Children and Young People Select Committee
Date and Time	Wednesday, 9th May, 2018 at 10.00 am
Place	Ashburton Hall, Elizabeth II Court, The Castle, Winchester
Enquiries to	members.services@hants.gov.uk

John Coughlan CBE
Chief Executive
The Castle, Winchester SO23 8UJ

FILMING AND BROADCAST NOTIFICATION

This meeting may be recorded and broadcast live on the County Council's website. The meeting may also be recorded and broadcast by the press and members of the public – please see the Filming Protocol available on the County Council's website.

AGENDA

1. APOLOGIES FOR ABSENCE

To receive any apologies for absence.

2. DECLARATIONS OF INTEREST

All Members who believe they have a Disclosable Pecuniary Interest in any matter to be considered at the meeting must declare that interest and, having regard to Part 3 Paragraph 1.5 of the County Council's Members' Code of Conduct, leave the meeting while the matter is discussed, save for exercising any right to speak in accordance with Paragraph 1.6 of the Code. Furthermore all Members with a Personal Interest in a matter being considered at the meeting should consider, having regard to Part 5, Paragraph 4 of the Code, whether such interest should be declared, and having regard to Part 5, Paragraph 5 of the Code, consider whether it is appropriate to leave the meeting while the matter is discussed, save for exercising any right to speak in accordance with the Code.

3. MINUTES OF PREVIOUS MEETING (Pages 3 - 8)

To confirm the minutes of the previous meeting.

4. DEPUTATIONS

To receive any deputations notified under Standing Order 12.

5. CHAIRMAN'S ANNOUNCEMENTS

To receive any announcements the Chairman may wish to make.

6. PROPOSED CHANGES TO THE HOME TO SCHOOL TRANSPORT POLICY AND POST 16 TRANSPORT POLICY STATEMENT (Pages 9 - 182)

To subject to pre-decision scrutiny the proposed changes to the Home to School Transport Policy and Post 16 Transport Policy Statement.

7. FAMILY SUPPORT SERVICE PROGRESS REPORT (Pages 183 - 206)

To consider the report of the Director of Children's Services on the Family Support Service in Hampshire.

8. SPECIAL EDUCATIONAL NEEDS AND DISABILITIES (SEND) REFORMS (Pages 207 - 224)

To receive a presentation providing an update on Special Educational Needs and Disabilities (SEND) Reforms.

9. WORK PROGRAMME (Pages 225 - 230)

To consider and approve the Children and Young People Select Committee Work Programme.

ABOUT THIS AGENDA:

On request, this agenda can be provided in alternative versions (such as large print, Braille or audio) and in alternative languages.

ABOUT THIS MEETING:

The press and public are welcome to attend the public sessions of the meeting. If you have any particular requirements, for example if you require wheelchair access, please contact members.services@hants.gov.uk for assistance.

County Councillors attending as appointed members of this Committee or by virtue of Standing Order 18.5; or with the concurrence of the Chairman in connection with their duties as members of the Council or as a local County Councillor qualify for travelling expenses.

Agenda Item 3

AT A MEETING of the Children and Young People Select Committee of
HAMPSHIRE COUNTY COUNCIL held at The Castle, Winchester on Tuesday,
30 January, 2018

Chairman
p Councillor Ray Bolton

Vice Chairman
p Councillor Roz Chadd

p Councillor Jackie Branson
p Councillor Zilliah Brooks
p Councillor Fran Carpenter
p Councillor Steve Forster
p Councillor Marge Harvey
p Councillor Wayne Irish
a Councillor Gavin James
p Councillor Kirsty Locke

a Councillor Russell Oppenheimer
p Councillor Neville Penman
p Councillor Jackie Porter
a Councillor Robert Taylor
p Councillor Malcolm Wade
p Councillor Michael Westbrook

Substitute Members:

p Councillor Pal Hayre, Conservative

Co-opted Members:

a Ian Brewerton, Secondary School Parent Governor Representative
p Jane Longman, Special School Parent Governor Representative
VACANT, Primary Schools Parent Governor Representative
VACANT, Church of England Schools Representative
VACANT, Roman Catholic Schools Representative

In attendance at the invitation of the Chairman:

p Councillor Peter Edgar – Executive Member for Education
p Councillor Keith Mans – Executive Lead Member for Children’s Services
p Rob Sanders, Deputy Director of Education, Church of England

43. APOLOGIES FOR ABSENCE

Apologies were received from Councillors Gavin James, Russell Oppenheimer and Robert Taylor. Councillor Pal Hayre was in attendance as the Conservative Substitute Member. Apologies were also received from Ian Brewerton, the Co-opted Secondary School Parent Governor Representative.

44. DECLARATIONS OF INTEREST

Members were mindful that where they believed they had a Disclosable Pecuniary Interest in any matter considered at the meeting they must declare that interest at the time of the relevant debate and, having regard to the circumstances described in Part 3, Paragraph 1.5 of the County Council's

Members' Code of Conduct, leave the meeting while the matter was discussed, save for exercising any right to speak in accordance with Paragraph 1.6 of the Code. Furthermore Members were mindful that where they believed they had a Non-Pecuniary interest in a matter being considered at the meeting they considered whether such interest should be declared, and having regard to Part 5, Paragraph 2 of the Code, considered whether it was appropriate to leave the meeting whilst the matter was discussed, save for exercising any right to speak in accordance with the Code.

No declarations of interest were made.

45. MINUTES OF PREVIOUS MEETING

The Minutes of the meeting held on 15 January 2018 were confirmed as a correct record and signed by the Chairman. It was noted that there was an error in recording Councillor Kirsty Locke's attendance, who appeared twice in the attendance list.

46. DEPUTATIONS

The Committee did not receive any deputations.

47. CHAIRMAN'S ANNOUNCEMENTS

The Chairman did not make any announcements to the meeting.

48. CONSIDERATION OF REQUEST TO EXERCISE CALL-IN POWERS

The Committee received a report (Item 6 in the Minute Book) from the Head of Law and Governance and Monitoring Officer following a request by a quorum of Members of the Children and Young People Select Committee to exercise call-in powers in respect of a decision by the Executive Lead Member for Children's Services to close two overnight residential respite homes for children with disabilities as the County Council moves towards a wider range of overnight respite services.

The Head of Law and Governance and Monitoring Officer introduced the report and confirmed the purpose of the meeting. The decision taken by the Executive Lead Member at his Decision Day on the 15 January was set out at Annex A which had been subject to pre-scrutiny and supported by the Children and Young People Select Committee. Attention was also drawn to the additional decision taken by the Executive Lead Member to receive regular update reports, also set out in Annex A. The process of call-in as set out in the Constitution at Annex F was explained, as well as the role of the Select Committee as explained in Section 5 of the report. Members were referred to the reasons for the call-in as provided in Annex E.

Paragraph 3.1 of the report was explained to Members, which highlighted the Transformation to 2017 programme which included savings of £3.2m for Children with Disabilities remodelling. These savings had been pre-scrutinised by the Select Committee, before Executive Lead Member approval for

submission to Cabinet. These were then recommended to County Council on the 22 October 2015 where the overall Transformation to 2017 savings had been approved.

The Monitoring Officer's view was that the decision of the Executive Lead Member was in line with the budget decision of the County Council on 22 October 2015 and concerned implementation of that budget decision. Therefore, the option open to the Select Committee was to consider whether or not to ask the Executive Lead Member to reconsider his decision. The Monitoring Officer also emphasised to Members that the decision taken by the Executive Lead Member to close Merrydale and Sunbeams, was not conditional on the Executive Lead Member receiving regular update reports as set out in the additional decision 1b) at Annex A.

The Chairman invited the Director of Children's Services to speak and it was heard that alternative care plans were now in place for 20 families, with all other families considering options available to them, with the exception of one family who had not engaged with the County Council thus far. It was confirmed that the Executive Lead Member would receive an update in the next few weeks in accordance with his additional decision.

The Executive Lead Member confirmed he had added the additional decision to receive regular update reports following the concerns he had heard at the pre-scrutiny Select Committee meeting held on 15 January.

Members named on the call-in request set out their position and their concerns that children and families would be disadvantaged in terms of care and transport arrangements from the closures, and it was felt that these had not been addressed satisfactorily. There were also concerns around the level of care, capacity and specialist equipment at alternative residential respite units.

In response to questions, Members heard:

- All families affected by the closure of Merrydale and Sunbeams had been contacted and new respite care plans had been offered. Plans had so far been agreed with 20 families, with one family refusing to engage.
- That the closure date of Spring 2018 would provide a sufficient transition period during which time there would be close working and support to the families affected. Officers emphasised that there would be no gaps in care during this transition period.
- That discussions regarding alternative transport arrangements for families were taking place and would be finalised once the new arrangements for care plans were confirmed and in place.
- That officers were working closely with Adult Services to ensure appropriate care plans for young people (16/17 years of age) and ensuring the smooth transition for them and their families to alternative respite care.
- That Merrydale and Sunbeams were not modern purpose built units for residential respite care and that other purpose built units such as SMILE and Firvale were noted as alternative providers, with Firvale having capacity for children and young people transferring from Merrydale and Sunbeams, as well as future new referrals.

- That the eligibility criteria for residential respite care would not change and would remain the same for families affected by the closures as well as future new referrals, and support offered. It was confirmed that new referrals would not be affected by the closure of Merrydale and Sunbeams.
- That staff currently working at Merrydale and Sunbeams would help to transition children and young people to new residential respite care and to support them with this change.
- That officers were committed to working closely with all families affected to ensure care plans were right for the needs of the children and their families. Regular officer meetings to review issues were taking place and it was emphasised that changes would be handled sensitively and appropriately with continual monitoring.

The Chairman moved to debate. A variety of arguments were heard, including:

- Some Members expressed concern that the parents had not received sufficient reassurance about the impact of the changes and were concerned about the quality of care going forward.
- A request that new arrangements should be trialled first to ascertain the impact of the changes on children and families before making a decision to close Merrydale and Sunbeams.
- Concerns how alternative travel arrangements would impact on children and their families and firm assurance would be needed that travel arrangements were confirmed and in place before the start of their transition.
- That change may not be welcomed by some families and children initially, but these may ultimately prove to have a positive effect over time.
- To delay the closure of Merrydale and Sunbeams may negatively impact on children and their families.
- That there was a lack of confidence amongst families that their views had been taken into consideration as a result of the consultation which may have an impact on responses to future consultations.

At the end of the debate the Chairman thanked officers for their reassuring answers to the Select Committee's questions.

In line with the option open to the Select Committee, the Chairman proposed that a vote should be taken on the recommendation in the report that the Members of the Select Committee determine whether or not they consider that the Executive Lead Member for Children's Services should re-consider his decisions as set out in the Decision Record attached at Annex A

The recommendation was voted upon as follows:

- 10 Members of the Select Committee voted in favour of not requesting the Executive Lead Member to reconsider his decisions.
- 4 Members of the Select Committee voted in favour of requesting the Executive Lead Member to reconsider his decisions.

RESOLVED:

That the Executive Lead Member for Children’s Services should not be requested to reconsider his decisions as set out in the Decision Record attached at Annex A to the report.

Chairman,

This page is intentionally left blank

HAMPSHIRE COUNTY COUNCIL

Front Cover Report

Committee:	Children and Young People Select Committee
Date:	9 May 2018
Title:	Proposed Changes to the Home to School Transport Policy and Post 16 Transport Policy Statement
Report From:	Director of Children's Services

Contact name: Martin Goff (Head of Information, Transport and Admissions)

Tel: 01962 846185

Email: martin.goff@hants.gov.uk

1. Recommendations

- 1.1 That the Children and Young People Select Committee consider and support the recommendations being proposed to the Executive Lead Member for Children's Services in the attached report.

2. Purpose of Report

- 2.1. The purpose of this report is to allow the Children and Young People Select Committee to pre-scrutinise the attached report that informs the Executive Lead Member on the outcome of the public consultation, alongside other relevant information. It furthermore seeks approval of the Executive Lead Member for changes to be made to Hampshire County Council's Home to School Transport and Post 16 Transport Policies.

This page is intentionally left blank

HAMPSHIRE COUNTY COUNCIL

Decision Report

Decision Maker:	Executive Lead Member for Children's Services
Date:	9 May 2018
Title:	Proposed changes to the Home to School Transport Policy and Post 16 Transport Policy Statement
Report From:	Director of Children's Services

Contact name: Martin Goff (Head of Information, Transport and Admissions)

Tel: 01962 846185

Email: martin.goff@hants.gov.uk

1. Taking into account relevant information and the feedback gathered through a public consultation, changes to the Home to School Transport and Post 16 Transport Policies are recommended. These changes would bring the policy in line with our statutory responsibilities and remove the remaining discretionary elements from the service.

2. Recommendations

Recommendation 1: To approve the attached Home to School Transport Policy ([Appendix 1](#)), effective from September 2018, incorporating the following changes following consultation:

Change 1: To stop providing (for new applicants) Home to School Transport to children with Special Educational Needs and/or Disabilities (SEND) attending nursery placements from September 2018.

Change 2: To only provide Home to School Transport once a child reaches compulsory school age (from September 2019).

Change 3: To implement the walking distance of three miles on a child's 8th birthday. This change to be effective from September 2019.

Change 4: To introduce tiered charges for any exceptions to policy approved from September 2018.

Recommendation 2: To approve the attached 2018/19 Post 16-Transport Policy Statement ([Appendix 2](#)) which incorporates the following changes:

Change 1: To apply a process whereby all families seeking transport support for a child in Post 16 education or training must apply for transport. Transport support would only be provided if it is required to facilitate attendance, with applications considered and based on individual circumstances to determine eligibility.

Change 2: Introduce tiered charges for any Post-16 Transport provided as exceptions to policy to young people with special educational needs and/or disabilities aged 16 years and above with effect from September 2018.

Recommendation 3: Transport from Ancells Farm to Fleet Infant and Velmead Junior School, which has been subject to an historical special arrangement, would become subject to the usual statutory distances and therefore from September 2019 eight year olds would not have transport provided to Velmead Junior School.

3. Executive Summary

- 3.1. This purpose of this report is to inform the Executive Lead Member for Children's Services on the outcome of the public consultation, alongside other relevant information, and to seek approval for changes to be made to Hampshire County Council's Home to School Transport and Post 16 Transport Policies.
- 3.2. By April 2019 the County Council will be facing an anticipated budget shortfall of £140 million. This is due to national austerity measures, combined with demographic and inflationary pressures. With less money available and growing demand for council services, especially statutory services, decisions need to be made about what the County Council can and cannot do in the future.
- 3.3. The County Council is required by law to deliver a balanced budget and therefore cannot plan to spend more than is available. Hampshire County Council plans to address its budget shortfall through a combination of measures including increases in Council Tax and delivering savings from services.
- 3.4. Current expenditure on Home to School Transport is about £29 million, of which £3.4 million is spent on discretionary transport. It is proposed that £1.54 million savings could be achieved from the Home to School Transport and Post 16 Transport budgets.
- 3.5. In October 2017, as part of the Transformation to 2019 programme Cabinet approved a consultation on proposals to changes to the County Council's Home to School Transport and Post 16 Transport Policies. The proposal was to consult on proposed reductions to the policy to the statutory minimum and apply that with few exceptions. Changes to the HtST policy require statutory consultation.
- 3.6. If agreed, the changes would be incorporated into the Home to School Transport and Post-16 Transport policies for September 2018, although due to transition arrangements, some elements will not be effective until September 2019. Children and young people currently eligible for Home to School Transport and Post 16 Transport would be unaffected by the proposed changes unless their circumstances change

4. Contextual information

- 4.1. It is the responsibility of a local authority to provide free home to school transport for children of compulsory school age in certain circumstances prescribed in legislation.

- 4.2. Hampshire County Council currently arranges Home to School Transport for over 15,000 students. Of these, 12,000 attend mainstream school places and 3,000 attend places that meet their Special Educational Needs and/or disabilities. Most pupils are provided with transport under statutory entitlements, with fewer than 1,000 being provided with transport under discretionary arrangements.
- 4.3. In Hampshire, transport is largely provided for children attending their catchment school where the distance from home is further than the statutory walking distance or where the nature of the route to school makes walking to and from school unsafe. Additionally, specialist transport is provided for Hampshire pupils with Special Educational Needs and/or disabilities. In both circumstances transport is arranged where children meet the County Council's eligibility criteria: www.hants.gov.uk/educationandlearning/schooltransport.
- 4.4. Since 2010, a number of initiatives have been followed to manage costs and the service as efficiently as possible including a change to policy that restricted the provision for children living within a shared catchment area which first took effect in September 2012. Current projects endeavouring to reduce costs include; the use of school minibuses for Home to School Transport, major procurement exercises looking at sole provider tendering and route bundling and longer terms of contract, investing in infrastructure where unsafe routes require free transport to be provided and restructuring the service and its use of technology.
- 4.5. While most parts of the current service are statutory, some of the eligibility criteria employed in Hampshire's Home to School Transport policy are discretionary. The proposals consulted on apply only to the discretionary criteria. The policies recommended for approval ensure that Hampshire County Council would continue to meet its statutory requirements.

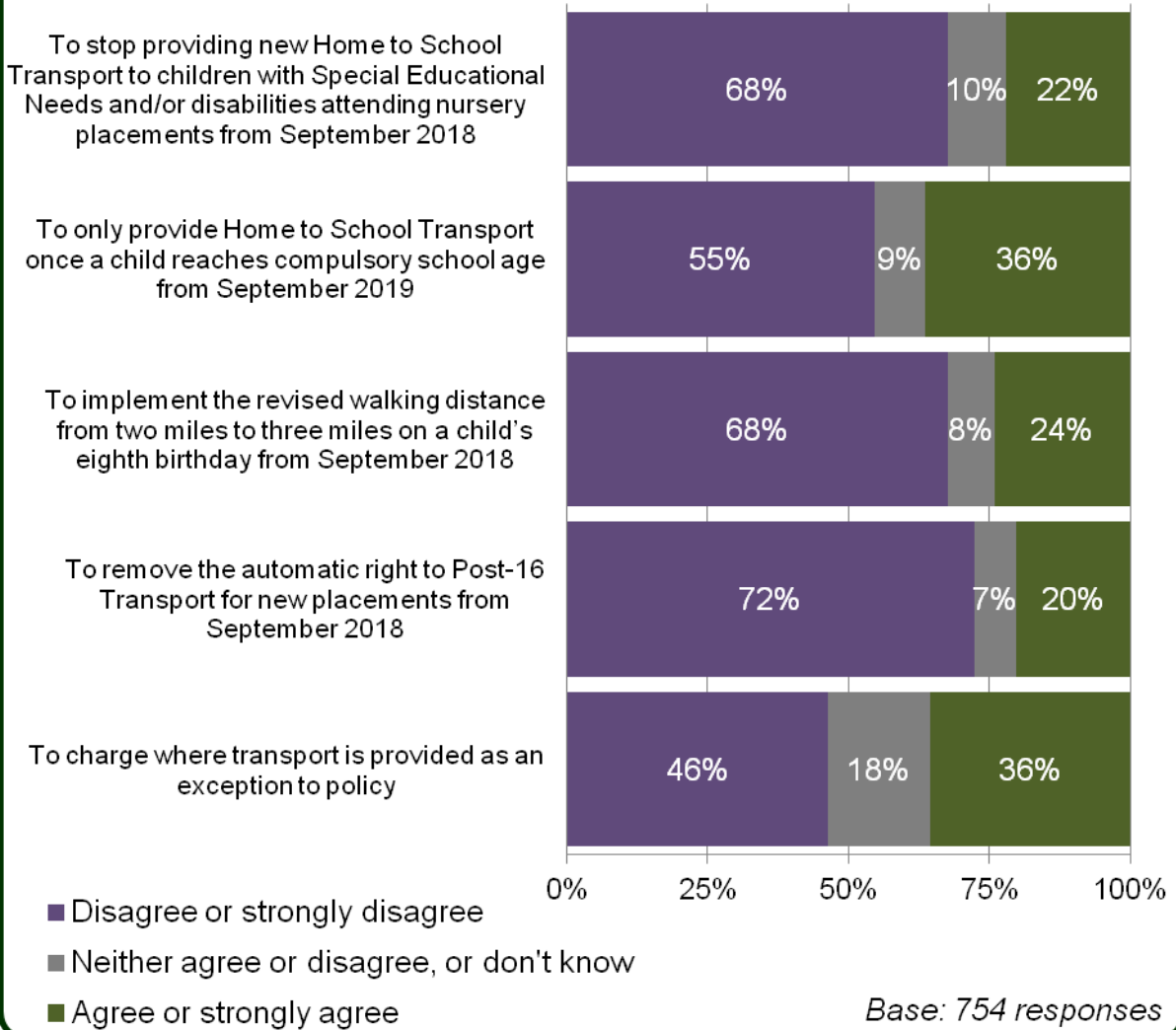
5. Finance

- 5.1. The County Council has in recent years spent approximately £29m per year on Home to School and Post-16 transport. Hampshire's rural geography requires particularly high spend (both in absolute terms but especially when considered relative to urban local authorities) on providing free transport for mainstream secondary phase pupils living more than 3 miles from the nearest school. Supporting compulsory school-age children with special educational needs who require free transport to access their nearest suitable provision is another area of very high costs.
- 5.2. The total possible savings identified from the implementation of the proposed changes to policy are £1.5m.

6. Consultation and Equalities

- 6.1. A full analysis of all 795 responses to the consultation can be found at appendix 4 of this report.
- 6.2. Respondents were asked if they agreed or disagreed with each proposal. A summary of the 754 responses to this question is shown in the table below.

Question One: To what extent do you agree or disagree with the following proposals?



6.3. As is evident in the [Equality Impact Assessment](#) there is a potential impact for the characteristics of age, disability and rurality in the event that some or all of the changes to policy are approved. If the recommendations are agreed then in future certain new applicants may no longer be provided with free home to school transport under the policy. With respect to age and disability when a child is refused transport under policy there is an opportunity for this decision to be appealed and to consider the circumstances of any case to decide if it merits support as an exception to policy. There is also potential impact for rurality although it is important to note that distances for home to school travel are usually longer for families in rural areas and so statutory entitlement, which the recommendations do not have any impact on, through the distance criteria is more likely.

7. Current Position, proposed changes and consultation responses

7.1. The existing Home to School Transport service was reduced in 2012 to the statutory minimum service with some limited discretionary provision. Children's

Services have identified the following five features of its current policy which are discretionary and so could be stopped:

- Home to School Transport for children with special educational needs and/or disabilities attending nursery placements
- Home to School Transport for children attending Reception classes but who are not yet of compulsory school age
- Maintaining provision for pupils who live between 2 and 3 miles from school from their eighth birthday until the end of the school year
- Automatic provision of transport (subject to a charge) for young people with special educational needs and/or disabilities aged 16 years and above

7.2. The proposals also include the introduction of charges where transport is arranged as an exception to Home to School Transport Policy and increases to the existing charges applied under the Post 16 Transport Policy.

7.3. Any agreed changes would apply only to 'new entrants' to any aspect of the policy and would not result in the loss of a particular aspect of the service for an existing eligible child (unless their circumstances change (e.g. they move house or change school/college). The following sections consider each of the points above in greater detail.

8. To stop providing new Home to School Transport to children with Special Educational Needs and/or Disabilities (SEND) attending nursery placements from September 2018.

8.1. The County Council currently spends approximately £340k per year on this provision and if stopped completely this would yield savings of that order. 68% of consultation respondents who gave a view on this proposal disagreed with this proposal, 22% were supportive of the proposal and the remainder neither agreed nor disagreed (10%).

8.2. Disagreement with this proposal was particularly strong amongst respondents with children aged 0 to 4 years, and respondents from households which currently receive transport for free. Respondents from households with incomes of £30,001 to £70,000 were more likely than the average respondent to agree.

8.3. The consultation responses included the comment that children with complex additional needs require specialist education provision. It went on to explain that "if their parents don't drive, or cannot access public transport due to disability, cost or siblings, they will not be able to access such provision. Early intervention is key with such children and proposed changes could prevent these children from accessing such services."

8.4. This transport service is discretionary as the children in receipt of it are not of compulsory school age. All children have an early year's education entitlement. Early Years Special Educational Needs (SEN) hubs provide nursery education places across Hampshire for pre-school children with significant/complex special educational needs. The hubs provide early years education in an environment which provides a high level of staff expertise and skill in supporting children with

a wide range of significant SEN and will, wherever possible, enable children to transfer smoothly from nursery education to a mainstream school.

- 8.5. If the proposal is agreed families who are not entitled to transport could appeal and seek transport as an exception to policy. There would be circumstances where the authority will approve transport as an exception to policy. Depending on whether the recommendation to charge for exceptions to policy is approved, a charge may apply.

9. To only provide Home to School Transport once a child reaches compulsory school age (effective from September 2019).

- 9.1. The County Council spends approximately £600k on transport for this age group. Children become of compulsory school age in the school term following their fifth birthday so compared to the current offer children would not be entitled under policy until one, two or three terms later depending on their date of birth. 55% of respondents to the consultation who gave a view on this proposal disagreed with this proposal, 36% were supportive of the change and the remainder neither agreed nor disagreed (9%).
- 9.2. Disagreement with this proposal was particularly strong amongst respondents with children aged 0 to 8 years, and respondents from households which currently receive transport for free. Respondents from households that currently pay for transport were more likely to agree with this proposal, as were respondents from households earning over £100,000 per year, which was the only group that agreed with this proposal overall.
- 9.3. The school admissions code requires that all admission authorities make provision for children to start school full time in the September after their fourth birthday. Parents can defer their child's start in school and parents of summer term born children can request that their child does not start school until after their fifth birthday. In response to the consultation it has been commented that if there is no transport provision for Reception age children who are not of compulsory school age parents may delay their entry into school. The County Council is very keen to encourage parents of children starting school to attend at the school gate as this enables the formation of relationships between families, schools and teachers as well as having a social benefit.
- 9.4. If the proposed recommendation is agreed families refused transport under policy could pursue an appeal that allows for individual family circumstances to be taken into account. Also there would be the possibility that spare seats on contracted transport can be purchased by parents.
- 9.5. This advice would need to be published alongside the County Council's admission arrangements for 2019. Schools and the authority would monitor admissions to see if there were an impact on take up of deferment and deceleration.

10. To implement the revised walking distance from two miles to three miles on a child's eighth birthday from September 2018.

- 10.1. Currently children living between two and three miles from their primary school lose transport at the end of the school year of their eighth birthday. The

current costs to the local authority are estimated to be £30k. The recommendation is that transport is removed immediately following their eighth birthday. 68% of consultation respondents who gave a view on this proposal disagreed with it. 24% agreed with the proposal and 8% neither agreed nor disagreed.

10.2. Disagreement with this proposal was particularly strong amongst respondents with children aged 0 to 8 years, and respondents from households which currently receive transport for free. Respondents from households without children or from households which earn £50,001 to £80,000 per year were more likely to agree with this proposal than the average respondent.

10.3. From the key findings in the analysis of responses we can see that respondents placed this proposal as the second most preferred proposal when respondents were asked to select their most preferred. This proposal brings forward by up to three terms, the removal of transport for a known group of children in very specific circumstances. Families living between 2 and 3 miles from the school currently make their own transport arrangements from the start of year 4. If the recommendation is approved, at the point of having their eligibility confirmed, families would know that they will need to make similar arrangements but in future from their 8th child's birthday. Families will be able to purchase spare seats when they are available on the contracted service that they have previously used as an eligible child.

10.4. Families affected would have an opportunity to appeal against refusal of transport and have their case considered as an exception to policy.

11. To remove the automatic right to Post-16 Transport for young people with special educational needs and/or disabilities aged 16 years and above in new placements from September 2018. All future transport would be decided on the basis of exception to policy

11.1. The County Council currently spends £1.6m on this provision. By changing the process for students to become eligible for transport it is anticipated that some of this provision will continue to be provided but savings of up to £1m are possible. 72% of consultation respondents who gave a view on this proposal disagreed with it, 20% were agreed with the proposal and 7% neither agreed nor disagreed.

11.2. This proposal was the least preferred when respondents were asked to select their most and least preferred proposals. The highest levels of disagreement were from respondents from households with children and young people aged 5 to 18, from households which currently receive transport (both for free and for a charge), from households which include children with special educational needs or disabilities, and from households with incomes up to £30,000 per year. Respondents aged 25 to 34 years, from households without children, and from households which do not currently receive transport were less likely to disagree with this proposal. Respondents from households with incomes of £50,001 to £60,000 and over £100,000 were also more likely to agree with this proposal than the average respondent.

11.3. Currently transport is automatically provided (subject to a charge) if the student is attending their nearest suitable provision and meets the distance

criterion or cannot reasonably be expected to walk because of their additional needs or disability.

- 11.4. The proposed new policy will require families to apply for Post-16 transport seeking a service based on the circumstances of their individual case.
- 11.5. Consultation responses show that the least preferred option is to remove the automatic right to Post-16 Transport for new placements from September 2018. This may arise from a misunderstanding that assumes the post-16 transport provision will be entirely removed rather than the intent which is to require families to show that transport is needed to facilitate attendance.
- 11.6. Families would need to apply for transport and show that they are attending the nearest suitable provision and that the County Council must provide transport to facilitate attendance. Subject to this consultation new charges may apply, as detailed in Section 12 below.
- 11.7. The new approach to considering applications and deciding based on individual circumstances would take effect from September 2018. Many current Year 11 students and their families have already made decisions about their Post 16 destination and Education Health and Care Plans for September have been finalised. For those students the former practice would apply but for new applications from September 2018, or for changes of circumstance after that date the changed approach would be effective. Families who apply for transport and are refused under the new policy would have an opportunity to appeal against refusal of transport.

12. To introduce a charge where transport is arranged as an exception to the Home to School Transport Policy and increase the charge applied under the Post-16 Transport Policy as a contribution to the County Council's cost.

- 12.1. In Summer 2017 Hampshire undertook its 'Balancing the Budget' consultation, asking the public and stakeholders for their views on options to balance the County Council's budget up to 2020. Two thirds of respondents who provided a view agreed that the Council should "raise existing charges or introduce new charges to help to cover the costs of running some local services".
- 12.2. Each year Hampshire County Council provides discretionary 'exception to policy' transport for a number of children across all age groups attending mainstream and specialist provision where they are not eligible under Policy. This 'exception to policy' provision has always been provided free of charge. 46% of consultation respondents who gave a view on this proposal disagreed with the proposal to introduce a charge, 36% were supportive of the change and 18% neither agreed nor disagreed.
- 12.3. This proposal was more popular with respondents aged 25 to 34 years, and 55 to 64 years. Respondents from households without children and from households with incomes of £30,001 to £80,000 or over £100,000 were also, on balance more likely to agree with this proposal. Respondents aged 35 to 44 years, from households with children, from households receiving transport, from households with children with special educational needs or disabilities, and from households with incomes up to £30,000 per year were amongst those most

likely to disagree with this proposal. When respondents were asked to select their most preferred proposal, this was the most preferred option in the consultation and the proportion opposing the proposal was in the minority.

- 12.4. The consultation proposed that this charge would be tiered, based on the distance travelled, with the tiers as shown below:

Distance to travel	Annual charge
Up to 5 miles	£600
5.01 miles to 7.5 miles	£831
7.51 miles to 10 miles	£1,164
Over 10 miles	£1,330

- 12.5. The authority has a longstanding approach, where charges apply to a service, of waiving the charge in the event that a family meets a low income threshold, usually where the child in question is in receipt of Free School Meals. The introduction of Universal Credit replacing the current benefits system has created transitional protection around free school meal entitlement. If the above charges are introduced then the new policy and its application would need to mirror the transitional protections in the Universal Credit rollout.
- 12.6. When asked about the method of charging, 54% of respondents to the question favoured a fixed charge, regardless of the distance travelled, compared to 46% of respondents who felt that the charge should be higher for those who travelled further to school.
- 12.7. On average, respondents felt that the maximum charge for transport provided as an exception to policy should be £900 per year, with organisations believing that the maximum charge should be £1,170 per year. Respondents from households with higher incomes tended to feel that the maximum charge should be higher than respondents from households with lower incomes.
- 12.8. There were many comments that noted the impact of charges for families, particularly when they had more than one child due to be using transport. The lowest cost above is just over £3 per day rising to £7 per day for the highest costs. Where the service can be provided at a cost that is less than the proposed annual charge the charged amount would be reduced so that at no time would the charge be greater than the cost to the County Council of running the service. Also the charge would be pro rata when a child travels for part of the year.
- 12.9. Where families meet low income thresholds and the student is entitled to Free School Meals the charge would be waived.

13. Recurring themes within responses

- 13.1. Many respondents commented that removal of HCC home to school transport would result in costs for families, in circumstances where other service cuts are creating additional financial pressures for the same families. Many of the families making these comments cite their challenges that arise from having a child with additional needs and supporting other children who attend more local mainstream schools.

- 13.2. Transport to school/college is a limiting factor for children with SEN being able to attend a placement that, in the view of parents, is best able to meet their needs.
- 13.3. There were many comments about the impact on road congestion 'at the school gate' of removing contracted transport with the potential for that to be replaced by multiple families making the equivalent journeys by car.
- 13.4. The school gate effects and environmental impacts are possible although it is important to note that the proposed changes would impact on approximately 5% of the current activity if all the recommendations were approved. The authority would work with schools as part of its already active school travel planning support for schools utilising schemes such as 'park and strides'.
- 13.5. Children that attend their nearest suitable provision and live more than the qualifying distances from that school would continue to be provided with a transport service. When a family chooses a non-catchment school they would do so knowing that they would be responsible for their child's home to school journey.
- 13.6. The authority will not be removing transport where it must be provided under legislation. Previous consultation has shown that the consultation indicated that for savings in Children's Services, the majority of residents and stakeholders opposed reducing spend on services for children, older people and vulnerable people because these were rated as being the most important services to protect. These proposed savings from a discretionary service would allow other critical services to be maintained. Some families could incur an additional cost because a discretionary service has been withdrawn or is provided with a charge; if that family wishes to challenge the refusal of the service they have a right of appeal with two stages of consideration concluding with an independent appeal panel.

14. Specific issues arising during the consultation:

Ancells Farm to Fleet Infant and Velmead Junior School

- 14.1. During the consultation a number of responses were received from residents of Ancells Farm, Fleet. The homes on Ancells Farm were built as part of a new development begun in the 1980s. The conversation with developers originally proposed a school as part of the development but as a result of the availability of existing places in nearby schools that new, additional school was not built. The decision not to build the school but instead to provide places through nearby schools was taken by the County Council's Education Committee in 1989.
- 14.2. Some respondents were of the view that the transport to Fleet/Velmead was guaranteed (as a result of not building a school on the new development) and some thought that the developers subsidised the bus service. This isn't the case: Hampshire County Council provides the service under discretionary powers.
- 14.3. The primary provision treating applicants from Ancells Farm as in catchment are Fleet Infant and Velmead Junior schools. The distance between the homes and schools is over two but less than three miles. Therefore under the statutory

requirement children from Ancells Farm attending Fleet and Velmead are eligible for free transport until age 8.

- 14.4. Respondents assumed that the consultation deliberately sought to take away Ancells Farm transport. The service was withdrawn following an Education Committee decision in May 1995 but reinstated as a discretionary service after residents raised concerns. In fact the Ancells Farm provision for children age 8 and over is provided as a discretionary service and so it is appropriate for the service for that age group to be considered again as part of this consultation.
- 14.5. This transport service is currently provided as a discretionary service. It also includes a school escort. The Executive Member can conclude that the area needs to be considered like all other parts of Hampshire and be subject to the same statutory service. Alternatively the Executive Member can take the decision to continue to provide this service

15. Summary of findings and recommendations

- 15.1. Hampshire County Council has considered the views expressed through the public consultation. The County Council recognises there is strong feeling valuing the current service and opposition to changes. Five features of current policy and associated provision can be changed to reduce the service, where provision is discretionary charges can be introduced, or existing charging arrangements modified.
- 15.2. The decision has to be a carefully balanced consideration of all the factors including the responses to the consultation, the viability of the service and the importance of the Council operating within its budget. The Council would continue to provide all the statutory transport services and will not remove transport from existing eligible children unless their circumstances change. In this large mixed rural and urban authority there is a very significant cost implication in providing the statutory service, increasing pupil numbers (both mainstream and those requiring specialist provision) will only increase demand for the statutory service.

CORPORATE OR LEGAL INFORMATION:**Links to the Strategic Plan**

Hampshire maintains strong and sustainable economic growth and prosperity:	no
People in Hampshire live safe, healthy and independent lives:	no
People in Hampshire enjoy a rich and diverse environment:	no
People in Hampshire enjoy being part of strong, inclusive communities:	yes

Section 100 D - Local Government Act 1972 - background documents

The following documents discuss facts or matters on which this report, or an important part of it, is based and have been relied upon to a material extent in the preparation of this report. (NB: the list excludes published works and any documents which disclose exempt or confidential information as defined in the Act.)

<u>Document</u>	<u>Location</u>
Home to School Travel and Transport Statutory Guidance	https://www.gov.uk/government/uploads/system/uploads/attachment_data/file/575323/Home_to_school_travel_and_transport_guidance.pdf
Post-16 transport to education and training	https://www.gov.uk/government/uploads/system/uploads/attachment_data/file/652980/Post-16_Transport_Guidance.pdf

IMPACT ASSESSMENTS:

1. Equality Duty

1.1. The County Council has a duty under Section 149 of the Equality Act 2010 ('the Act') to have due regard in the exercise of its functions to the need to:

- Eliminate discrimination, harassment and victimisation and any other conduct prohibited under the Act;
- Advance equality of opportunity between persons who share a relevant protected characteristic (age, disability, gender reassignment, pregnancy and maternity, race, religion or belief, gender and sexual orientation) and those who do not share it;
- Foster good relations between persons who share a relevant protected characteristic and persons who do not share it.

Due regard in this context involves having due regard in particular to:

1.2. The need to remove or minimise disadvantages suffered by persons sharing a relevant characteristic connected to that characteristic;

1.3. Take steps to meet the needs of persons sharing a relevant protected characteristic different from the needs of persons who do not share it;

1.4. Encourage persons sharing a relevant protected characteristic to participate in public life or in any other activity which participation by such persons is disproportionately low.

1.5. Equalities Impact Assessment:

(a) [See below](#)

2. Impact on Crime and Disorder:

2.1. The County Council has a legal obligation under Section 17 of the Crime and Disorder Act 1998 to consider the impact of all the decisions it makes on the prevention of crime and disorder in the County. The proposals in this report have no impact on the prevention of crime. one expected

3. Climate Change:

3.1 In future, if the recommendations are agreed the County Council will provide less contracted home to school transport. The withdrawal of what are usually transport arrangements for more than one child may lead to families transporting their own child to the school. Locally each school's travel plan seeks to manage the daily commute into and out of school to support children making their way to school in an environmentally friendly way wherever possible The County Council will ensure that spare seats on contracted transport are well publicised and available to purchase so that transport travels full. Also the Council will look into promotion of self help web resources around school run car sharing

Equality Impact Assessment

Name of project/proposal: Tt19 CSDCS13 Home to School Transport and Post-16 Transport (2nd Iteration Originator Goff, Martin)
Email address: martin.goff@hants.gov.uk

Department: Children's Services

Date of Assessment: 27/04/ 2018

Description of Service / Policy

Current expenditure on statutory Home to School Transport is £29 million, and a further £3.4 million is spent on discretionary transport.

Hampshire County Council currently arranges Home to School Transport for over 15,000 students. Of these, 12,000 attend mainstream school places and 3,000 attend places that meet their Special Educational Needs and/or disabilities. Most are arranged with transport under statutory entitlements, with under 1,000 being provided with transport under discretionary arrangements. A team of 26 full time staff arranges and manages this provision.

The County Council's statutory responsibility is to transport, free of charge, children aged 8 years and over who live more than three miles away from their nearest school. Compulsory school age children who are under 8 years olds that live over two miles away from their nearest school also receive statutory free transport. In addition there is enhanced entitlement for children eligible for free school meals or those who would need to travel on an unsafe route. Currently Children's Services spends circa £11 million on mainstream Home to School Transport.

The service also spends circa £16 million (A team of 11 FTE staff arrange and manage this provision plus additional school escorts) on transporting children with special educational needs. This area has seen the greatest recent growth in recent years, particularly for those EHCP students aged 16 - 25. The distance criteria apply to children of compulsory school age but in addition for children of compulsory school age transport must be provided where a child cannot reasonably be expected to walk to school because of their disability and/or SEN.

Geographical impact: All Hampshire

Description of proposed change

The current provision for Post-16 EHCP students with Special Educational Needs and/or disabilities (SEND) is provided under the County Council's Post-16 Transport Policy statement.

There are some elements of the current Home to School Transport Policy and Post-16 Transport Policy that provide transport outside of the statutory requirements. Consultation has been undertaken on proposals to remove all elements of non-statutory provision. A report has been prepared for Executive Member decision that recommends approval of two revised policies, the Home to School Transport Policy (statutory school age) and the Post-16 Transport Policy. The report sets out recommended changes to policy that would remove all non-statutory elements and introduce charges where transport is arranged as an exception to policy..

Other Transformation to 2019 projects around Home to School Transport will focus on more efficient service delivery and reducing exception to policy provision.

Engagement and consultation

Has engagement or consultation been carried out?

Yes A full report on the consultation is published as Annex A of the 9 May 2018 Executive Member decision report.

Impacts of the proposed change

This impact assessment covers Service users

Statutory considerations

Age: Medium

Disability: Medium

Impact: Some children, currently entitled under discretionary policy elements would, in future, not receive a free home to school transport service

Mitigation: A robust service to consider the circumstances of any case to decide if it merits support as an exception to policy. Critical in this consideration would be whether the child can access the named setting without transport assistance. If an exceptional arrangement is provided then a charge may be applied.

Sexual Orientation: Neutral

Race: Neutral

Religion and Belief: Low

Impact: Some parents may choose to send their child to a school on the basis of their faith or religious views, rather than their most local school. Where a child receives Free School Meals or parents receive the maximum level of working tax credits have some enhanced entitlement when choosing a school on religious grounds. Other families are not provided for within the policy.

Gender Reassignment: Neutral

Gender: Neutral

Marriage and civil partnership: Neutral

Pregnancy and Maternity: Neutral

Other policy considerations

Poverty: Low

Impact: There is enhanced support for children in receipt of Free School Meals (FSM). For those families with an income just above the threshold qualifying for

FSM, the consideration as an exceptional case, will need to take account of the family's ability to pay for any exceptional transport service.

Rurality: Medium

Impact: The changes that are proposed have a medium impact on those living in rural areas as the basis for Home to School Transport are usually the statutory distances of 2 and 3 miles or an unsafe route. A greater proportion of families in rural areas may find that their nearest suitable provision is more than the set distance or along an unsafe route but where applicable the statutory provision will be made. For post 16 students the service will consider the circumstances of any case to decide if it merits assistance as an exception to policy.

Mitigation: A robust service to consider the circumstances of any case to decide if it merits support as an exception to policy.

HAMPSHIRE COUNTY COUNCIL

HOME TO SCHOOL TRANSPORT ENTITLEMENT POLICY

EFFECTIVE FROM SEPTEMBER 2018

CONTENTS

Section	Description	Page No.
1	BACKGROUND AND SCOPE OF THE POLICY	
2	LEGAL RESPONSIBILITIES FOR TRANSPORTING CHILDREN TO/FROM SCHOOL	
3	DEFINITION OF 'ELIGIBLE CHILDREN'	
4	FACTORS TO CONSIDER FOR 'ELIGIBLE CHILDREN'	
	- Compulsory school age	
	- Statutory walking distances	
	- Unsafe routes	
	- Special educational needs (SEN), a disability or mobility problems	
	- Accompaniment	
	- Extended rights eligibility (children entitled to free school meals or whose parents receive the maximum level of Working Families Tax Credit)	
	- Definition of Home Address	
	- Qualifying schools	
	- School choice	
	- Permanent exclusion	
	- Suitability of arrangements	
5	DISCRETIONARY TRANSPORT ARRANGEMENTS AND EXCEPTIONS - CHARGEABLE	
	- Concessionary travel (privilege place scheme)	
	- Voluntary driver schemes	
	- Part-time attendance	
	- Primary Age Siblings	
	- Journey times of more than 75 minutes	
	- Religion or belief	
6	CIRCUMSTANCES WHERE TRANSPORT WILL <u>NOT</u> BE PROVIDED	
7	OTHER ISSUES	
	- Withdrawal of assistance	
	- Delays	
	- Errors	
	- Complaints	
	- Contacts	
	APPENDIX 1	
	Schedule of Charges for Exceptional Arrangements	
	APPENDIX 2	
	Home to School Transport - Review/Appeals Process	

1. BACKGROUND AND SCOPE OF THE POLICY

- 1.1. The policy sets out the legal responsibilities that Hampshire County Council (HCC) has in order to provide assistance with transport to school or other education setting for children living in the HCC local authority administrative area. It also supports HCC's sustainable school travel strategy¹.
- 1.2. This policy reflects the requirements of the Education Act 1996 and the Education and Inspections Act 2006. It also complies with the Department for Education's statutory guidance issued in July 2014².
- 1.3. The changes to the previous policy (September 2014 (Updated)), effective from September 2018, are:
- Withdrawal of free transport for nursery children with SEN attending nursery placements; and
 - Implementation of charges where transport is provided as an exception to the policy.
- Further changes that are effective from September 2019 are:*
- *Removal of free transport for Reception age children until they are of compulsory school age (term after fifth birthday); and*
 - *Removal of free transport where this applies to the increased walking distance from two to three miles with effect from a child's eighth birthday.*
- 1.4. Charges for transport arrangements are set out in Appendix 1.
- 1.5. The process for appeals is set out in Appendix 2.
- 1.6. Arrangements for post-16 age (sixth form) student transport are set out in a separate annual transport policy statement that is published by 31 May each year.

2. LEGAL RESPONSIBILITIES FOR TRANSPORTING CHILDREN TO/FROM SCHOOL

- 2.1. Most parents/carers take their children to and from school. Where their child has a school place parents have a legal duty and a responsibility to make the necessary arrangements to ensure that their child of compulsory school age attends school regularly.
- 2.2. Hampshire County Council (HCC) has a statutory duty to make arrangements to provide **free** home to school transport for '**eligible children**' (**defined in para 3.1**) **only**.

¹ <http://www3.hants.gov.uk/school-travel-strategy>

² [Home to school travel and transport guidance](#)

3. DEFINITION OF 'ELIGIBLE CHILDREN'.

3.1. Eligible children are defined³ as children of compulsory school age (defined in para 4.3):

- who attend their nearest or catchment school which is beyond the statutory walking distance.
- who, because of their special educational needs, disability or mobility problems cannot reasonably be expected to walk to their school whose route to the nearest suitable school is unsafe.
- children entitled to free school meals or whose parents receive the maximum level of Working Families Tax Credit (subject to a distance requirement).

3.2. All eligible children are entitled to free transport to/from school at the beginning and end of the normal school day.

4. 'ELIGIBLE CHILDREN' - EXPLANATION OF RELEVANT FACTORS.

4.1. As a general rule, HCC will only make provision for **free** transport for the children referenced set out above.

4.2. The following paragraphs explain the eligibility for free transport **for eligible children only** in more detail.

Compulsory school age

4.3. Children are of compulsory school age from the beginning of the term following their fifth birthday (*or from their fifth birthday if it falls on 31 August, 31 December or 31 March*) until the last Friday in June of the academic year in which they reach 16 years of age.

(N.B. Transport will continue to be provided (throughout academic year 2018/19) for children in Year R who aren't yet of compulsory school age but, with effect from September 2019, transport will only be provided for children in year R who are of compulsory school age.)

Statutory walking distances⁴

4.4. For pupils of compulsory school age, transport is provided if their nearest suitable or catchment school is:

- Beyond two miles (if below the age of eight); or
- Beyond three miles (if aged between eight and 16).

4.5. An eight-year old living between two and three miles from their school ceases to be an eligible child on their 8th birthday. Transport will continue to be provided for such children to the end of the 2018/19 academic year but with effect from September 2019 transport will be withdrawn on their 8th birthday.

³ Schedule 35b of the Education Act 1996

⁴ Statutory walking distance defined in Section 444(5) of the Education Act 1996

4.6. These are the statutory walking distances prescribed by legislation. However, different walking distances apply in respect of children who are entitled to free school meals or whose parents receive the maximum level of working tax credit (see paragraph 4.7).

Extended rights eligibility

4.7 Children entitled to free school meals or whose parents receive the maximum level of Working Families Tax Credit

The following distance criteria will apply:

- The nearest suitable school is beyond two miles, by the nearest walking route (for children over the age of eight and under 11); or
- The school is between two miles (nearest walking route) and six miles (by road) (if aged 11 to 16 and there are not three or more suitable nearer schools); or
- The school is between two miles (nearest walking route) and 15 miles (by road) and is the nearest school preferred on the grounds of religion or belief (aged 11 to 16).

Unsafe routes

4.8. Transport arrangements will be made for children of compulsory school age who cannot reasonably be expected to walk to the nearest suitable school because the nature of the route is deemed unsafe to walk.

4.9. National Road Safety Guidelines are in place for the assessment of routes. Officers apply the guidelines to determine the nature – safe or otherwise - of any walking routes.

Special educational needs (SEN), a disability or mobility problems

4.10. A child of compulsory school age with special educational needs, a disability or mobility problems **who cannot reasonably be expected to walk to school**, will receive free school transport, regardless of distance.

4.11. Eligibility is assessed on an individual basis, which includes the following:

- The child must be attending the nearest designated catchment area school, a nearer school, or the nearest school with a place or is attending the nearest appropriate school as determined by the Special Educational Needs (SEN) service.
- By reason of their SEN, a disability or mobility problem (including temporary medical conditions) the child cannot reasonably be expected to walk to school
- Eligibility will be assessed on an individual basis and any evidence submitted e.g. from a medical practitioner will be taken into consideration.

Primary Age Siblings

- 4.12. In the case of children with SEN, a disability or mobility problems (see paragraph 4.10), transport will be provided where there is a need for primary age sibling(s) to be taken to other school(s), provided that the school(s) is/are the catchment area school(s), or a nearer school or next nearest school. Also, it would need to be shown that the timing of the school day or the direction of the other school(s) would prevent the parent or carer from accompanying the child(ren).

Accompaniment

- 4.13. In determining whether a child cannot reasonably be expected to walk for the purposes of 'special educational needs, a disability or mobility problems eligibility' or 'unsafe route eligibility', HCC will consider whether the child could reasonably be expected to walk if accompanied and, if so, whether the child's parent/carer can reasonably be expected to accompany the child. This will take into account the age of the child and whether one would ordinarily expect a child of that age to be accompanied on that journey.
- 4.14. The general expectation is that a child will be accompanied by a parent or carer where necessary, unless there is good reason why it is not reasonable to expect the parent or carer to do so.
- 4.15. If a parent or carer submits evidence that they are unable to accompany their child to school this will be assessed on an individual basis and any evidence submitted e.g. from a medical practitioner will be taken into consideration.
- 4.16. Any transport provision made will be reviewed to take into account the age of the child and the parent/carer's medical condition.

Definition of Home address

- 4.17. The home address will be that at which the child resides and spends the majority of his/her time. Occasionally a child will have more than one address, for example, because they live with parents who have different addresses. In this situation the address used for determining transport will be the one at which the child spends most of their time including weekends and school holidays as well as during the week. When the child lives at the other address they will not qualify for any transport arrangements other than the one provided from the primary home address.

Qualifying schools

- 4.18. The schools covered by this policy statement are: -

- community, foundation and voluntary schools including special schools;
- non-maintained special schools;
- pupil referral units (education centres)⁵;
- city technology colleges (CTC), city college for the technology of the Arts (CCTA), or academies, including free schools and University Technical Colleges (UTC); or
- for children with SEN, an independent school if it is the only school named in the child's Education, Health and Care Plan (EHCP), or if it is the nearest of two or more schools named in the EHCP and is not named on the basis of parental preference.

School choice

- 4.19. Where parents/carers apply for the designated catchment or a nearer school and the school is unable to offer a place, free transport will be offered to the next nearest school with a place available providing the distance criteria are met.
- 4.20. The pupil will remain entitled to transport to the next nearest school with a place until they leave the school, with the following exceptions at the beginning of Year 3:
- Pupils transferring from the next nearest infant to junior school will not be entitled to assistance if a place is available at the designated catchment primary school; or
 - Pupils at a next nearest primary school will be **expected to transfer** to the designated catchment junior school, if a place is available.

Permanent exclusion

- 4.21. Transport is provided for pupils who have been permanently excluded from school who attend a new school or Education Centre, subject to the statutory walking distance criteria being applied.

Suitability of arrangements

- 4.22. Transport arrangements will allow the child to reach school without undue stress, strain or difficulty. Shorter journey times are desirable in achieving this. As a guide, maximum journey times should be 45 minutes for primary school age children and 75 minutes for secondary school age children. An escort will be provided on SEN transport when required, based on the needs of the students travelling.
- 4.23. The most economic form of transport available will be provided, having due regard to the availability of the transport as determined by the Passenger Transport Group (PTG) of HCC and the maturity, health or special needs of the pupil, as determined by the Head of Transport in Children's Services Department.

⁵ Where they are receiving education by virtue of arrangements made under section 19(1) of the Education Act 1996.

- 4.24. In certain circumstances, the most suitable arrangement with parents' consent might be for the parents/carers to provide the transport, for which an allowance, currently 35p per mile, will be paid.

5. DISCRETIONARY TRANSPORT ARRANGEMENTS - CHARGEABLE

- 5.8. This section sets out the limited circumstances in which HCC will use its discretionary powers (under Section 508C of the Act) for children who are not entitled to free transport (as set out under Section 4 of this policy above).

- 5.9. Where this discretion is used there will usually be a charge for the transport provided, as shown in Appendix 1.

- 5.10. All arrangements within this section will be time-limited. At the end of the specified period, parents will need to re-apply.

Concessionary travel (privilege place scheme)

- 5.11. A spare place on a contract vehicle may be offered to a child who is not entitled to transport assistance. It will be withdrawn if it becomes clear that it is needed by an entitled child or if re-tendering or re-planning changes the route or reduces the number of concessionary seats. A flat rate charge will be made, (set annually by HCC), except where the child being transported is entitled to free school meals or the family is in receipt of the maximum level of working tax credit. Parents must make their own arrangements for the pupil to travel to the nearest existing pick-up point on the route.

Part-time attendance

- 5.12. This will not normally be supported with a transport arrangement. Transport may be provided to facilitate part-time attendance where a child is convalescing following medical treatment or illness. The child's progress will be reviewed at least on a termly basis. This is a discretionary arrangement and may be subject to the charge in Appendix 1.

Journey times of more than 75 minutes

- 5.13. Unusually there may be situations where a journey time of more than 75 minutes is required, These may occur in transport:
- to church secondary schools;
 - to special schools;
 - to pupil referral units (Education Centres);
 - for pupils attending their next nearest school with an available place because no place available at designated catchment area school or nearest school; and
 - for pupils attending out of county residential schools.

Religion or belief

- 5.14. Under the extended rights eligibility (para 4.7), there is entitlement to free transport for children aged 11 to 16 attending the nearest school preferred on the grounds of religion or belief. Where this criterion does not apply, other arrangements, in line with policy or as an exception may be made.

6. CIRCUMSTANCES WHERE TRANSPORT WILL NOT BE PROVIDED

- 6.8. Transport will not be provided in circumstances other than those set out above for eligible children and where discretionary arrangements are made.

- 6.9. Specific examples of where transport will not be provided are:

- Temporary address. Transport will not be provided from a temporary address to a school that is not the designated catchment area or nearest school for that address.
- Journeys to and from other destinations. Transport is not offered to or from points other than the school/ education centre and home or pick up/drop off points.
- Victims of bullying. Dealing with bullying should be fully explored with the current school. If parents decide to move their child's school due to dissatisfaction with their current school then there is no entitlement to free school transport
- To or from pick-up and drop-off points. Except in the case of pupils with SEN, a disability or mobility problems as outlined in paragraph 4.10.
- Unacceptable behaviour of a pupil, as determined by the transport provider/operator and/or escort (where applicable).
- To take account of work/business commitments or domestic difficulties of parents/carers.
- To accommodate attendance at after school activities or for arrival at start times other than the usual start time for the school.

7. OTHER ISSUES

Withdrawal of Assistance

- 7.8. Where the home to school transport policy is changed and the level of discretionary provision reduced, transport may be withdrawn from children who are currently receiving assistance. In these cases, a reasonable notice period will be given, i.e. in optimum time to enable parents to make informed decisions about their children's education. Any change of policy will be subject to a period of consultation with those affected.

Delays

- 7.9. Where a delay occurs in providing transport which is over and above the normal operational timescale for doing so and the application for transport has been submitted in good time (with full information), reimbursement may

be made to cover expenses incurred (upon production of evidence of expenditure) from the date from which transport would otherwise have been provided. Such reimbursement will be for use of the most cost effective type of transport.

- 7.10. In the case of entitlement being granted upon appeal, reimbursement may be made of expenses incurred upon production of evidence of expenditure from the date upon which the appeal was lodged or, if this falls within a school holiday period, from the start of the following term or half-term.

Errors

- 7.11. Where assistance is found to have been granted in error, notice of one full term will normally be given that assistance will be withdrawn to allow families to make other arrangements.
- 7.12. Where entitlement has been denied in error, transport will be arranged as soon as possible and consideration will be given to reimbursing parents retrospectively, with a time limit of the start of the academic year in which the error was discovered.

Complaints

- 7.13. The County Council takes all complaints seriously and has a complaints procedure to ensure they are investigated and, where possible, resolved. A copy of the procedure is available upon request.
- 7.14. People are encouraged to raise their concerns using the appropriate contacts. Where necessary, complaints will be considered at a more senior level to ensure every effort is made to resolve the issue.

Contacts

- 7.15. Please visit the Home to School Transport page on the County Council's website (Hantsweb) for up to date contact information.
<http://www3.hants.gov.uk/education/schools/school-transport.htm>

Schedule of Charges for Exceptional Arrangements

Concessionary travel (privilege place scheme)

To be reviewed annually:

Distance to travel	Annual charge
Up to 5 miles	£600
5.01 miles to 7.5 miles	£831
7.51 miles to 10 miles	£1,164
Over 10 miles	£1,330

Waived for families when the travelling child is in receipt of FSM on the grounds of low income.

Exceptions to Policy

To be reviewed annually:

The following charges apply based on the price of the arrangement. The arrangement will be time limited and so the charge for exceptional arrangements can be related to the offer. The annual charges presented below can be pro-rata based on the length (in weeks) of the actual arrangement. The charge will be waived for families when the travelling child is in receipt of FSM on the grounds of low income.

Distance to travel	Annual charge
Up to 5 miles	£600
5.01 miles to 7.5 miles	£831
7.51 miles to 10 miles	£1,164
Over 10 miles	£1,330

Appendix 2

Home to School Transport - Review/Appeals Process

Parents who wish to challenge a decision about:

- the transport arrangements offered;
- their child's eligibility;
- the distance measurement in relation to statutory walking distances; and
- the safety of the route

may do so by writing to The Transport Team, Capital House, Andover Road, Winchester SO23 7BS.

In the first instance a case will be reviewed by a Senior Officer.

In cases against refusal of a transport service there may be a further appeal to an Independent Appeal Panel. For concerns about the transport arrangement offered the final decision rests with the Head of Transport in Children's Services Department

Any appeal will be processed as follows:

Stage one: Review by a Senior Officer

- A parent has 20 working days from receipt of the local authority's home to school transport decision to make a written request asking for a review of the decision.
- The written request should detail why the parent believes the decision should be reviewed and give details of any personal and/or family circumstances the parent believes should be considered when the decision is reviewed.
- Within 20 working days of receipt of the parent's written request a senior officer reviews the original decision and sends the parent a detailed written notification of the outcome of their review, setting out:
 - the nature of the decision reached;
 - how the review was conducted (including the standard followed e.g. Road Safety GB);

Stage two: Review by an independent appeal panel, where it applies.

A parent has 20 working days from receipt of the local authority's stage one written decision notification to make a written request to escalate the matter to stage two. Within 40 working days of receipt of the parents request an independent appeal panel will consider written and verbal representations from both the parent and

officers involved in the case and give a detailed written notification of the outcome (within 5 working days), setting out:

- the nature of the decision reached;
- how the review was conducted (including the standard followed e.g. Road Safety GB);
- information about other departments and/or agencies that were consulted as part of the process;
- what factors were considered;
- the rationale for the decision reached; and
- information about the parent's right to put the matter to the Local Government Ombudsman (see below).

The independent appeal panel members will be independent of the original decision making process (but are not required to be independent of the local authority) and suitably experienced (at the discretion of the local authority), to ensure a balance is achieved between meeting the needs of the parents and the local authority, and that road safety requirements are complied with and no child is placed at unnecessary risk.

Local Government Ombudsman There is a right of complaint to the Local Government Ombudsman, but only if complainants consider that there was a failure to comply with the procedural rules or if there are any other irregularities in the way the appeal has been handled. If the complainant considers the decision of the independent panel to be flawed on public law grounds, the complainant may also apply for judicial review.

Transport policy statements for students in further education aged 16–18 and continuing students aged 19.

Name of LEA : Hampshire

Department Responsible: Education

Hampshire County Council

2018/19 Transport policy statement for students in further education aged 16-19, continuing students and young people aged 19-24 with learning disabilities

1. Commitment

Although there is no statutory duty on local authorities to provide a post 16 travel scheme there is a duty to publish an annual transport policy statement specifying the arrangements for the provision of transport or otherwise that the authority considers it necessary to make to facilitate the attendance of all persons of sixth form age receiving education or training.. This policy statement applies for 2018/19 only and sets out the support available.

There is no automatic entitlement to free home to school or college transport once a student is over 16. The authority has considered its resources and the travel to college opportunities for students. Parents and students are responsible for making their own travel arrangements. Students can attend a college of choice and, if needed apply to their college's student support for assistance. The Local Authority will only assist where the inability to access transport arrangements creates an inability to access or remain in education or training and the student and their parent can evidence that there are no other options. Where Hampshire County Council provide transport assistance a contribution towards the cost will be required as detailed at point 3.

2. General transport available

There are a number of public transport service providers in Hampshire. Colleges and schools in Hampshire have their own transport arrangements but the situation does vary. Students should check with their establishment about the transport arrangements and ticketing prices that can apply to both bus and train travel. The following link provides the information supplied by colleges and sixth form establishments.

[College and School Details](#)

Other transport support

Post 16 education providers and other agencies provide support with transport in certain cases, for example:

- Cycle schemes
- Care to Learn - <https://www.gov.uk/care-to-learn/overview>
- Wheels to Work - <http://www3.hants.gov.uk/wheels-to-work>
- Brain in Hand - <http://braininhand.co.uk/>

3. Qualification for support from Hampshire County Council for students attending colleges and schools with sixth forms (including academies)

If the local authority assist with travel assistance and or expenses for post-16 students a parental contribution towards the cost of this transport will be required; the cost will be decided by applying the following charging schedule:

Distance to travel	Annual charge
Up to 5 miles	£600
5.01 miles to 7.5 miles	£831
7.51 miles to 10 miles	£1,164
Over 10 miles	£1,330

Transport will normally only be offered if the student has an Education, Health and Care Plan (EHCP) or if the student has a disability. The student or their parents will need to apply for transport and evidence that the County Council must provide transport to facilitate attendance and without transport assistance the student will be unable to attend the educational placement.

When assessing an application the Council will refer to the criteria provided in Appendix 1.

4. Assistance with transport for students over the age of 19 with learning difficulties or disabilities.

Students over the age of 19 may qualify for transport assistance if they are subject to an Education, Health and Care Plan.

The student or their parents will need to apply for transport and evidence that the County Council must provide transport to facilitate attendance and without transport assistance the student will be unable to attend the educational placement.

When assessing an application the Council will refer to the criteria provided in Appendix 1.

5. Post 16 training providers and apprenticeships

The same qualifications as set out in paragraph 3 apply for students attending post 16 training providers. Students in apprenticeships with employed status do not qualify for any assistance with travel costs.

5. Qualification for support from colleges and schools with sixth forms including academies

In addition to the support available from Hampshire County Council, post 16 providers may also provide financial support towards transport costs for certain students such as young parents, those from low income families, those at risk of being Not in Education, Employment or Training (NEETs). This is determined by the provider and is often based on how they have locally determined to use 'hardship' funds.

Please follow the link below to information provided by post-16 providers regarding transport services.

[College and School Details](#)

7. Independent Travel Training

The County Council provides some mobility/independence training for students with learning difficulties or disabilities. Children with an EHCP will be subject to transition plans in year 9 and independence training can form part of that plan. Some colleges also provide mobility/independence training.

8. Students attending providers outside Hampshire

The County Council may provide assistance with transport to support students attending providers outside of the county but students need to qualify for support against the criteria outlined in paragraph 3. The provider attended may also be able to provide some support.

9. Students attending providers in Hampshire but living outside the county

Such students should apply to their home Local Authority for assistance. However, providers themselves may provide assistance and are not bound by county boundaries.

10. Applying for assistance with transport

Students wishing to apply for help with transport can do so by accessing the Hampshire County Council website where further details are available. The link is

<http://www3.hants.gov.uk/yourfuture.htm>

Students may also wish to apply to colleges direct for help. Below are details of the colleges and their contact details together with an outline of the assistance they provide.

11. What type of assistance may be offered

See details in Appendix 2

12. Appeals/Complaints

Complaints regarding any aspect of the policy statement must first be taken up with the local authority. If these do not result in a satisfactory outcome, young people or their families may complain to the Secretary of State.

Students wishing to make an appeal regarding a transport entitlement decision or subsequent transport arrangements should write to the Head of Information Transport and Admissions, Children's Services Department, Hampshire County Council, The Castle, Winchester, Hampshire, SO23 8UG. The appeals process is provided in [Appendix 3](#)

13. College and School Details

Hampshire College and Sixth Form Policy Statements 2018/19

Please see below a list of all Hampshire colleges and sixth form providers and follow the link to the individual establishments travel information. For full, up to date, travel information for each college please refer to the relevant college website.

ALTON COLLEGE
ANDOVER COLLEGE, ANDOVER
BARTON PEVERIL COLLEGE, EASTLEIGH
BASINGSTOKE COLLEGE OF TECHNOLOGY
BROCKENHURST COLLEGE
EASTLEIGH COLLEGE
FAREHAM COLLEGE
FARNBOROUGH COLLEGE OF TECHNOLOGY
THE SIXTH FORM COLLEGE, FARNBOROUGH

**HAVANT COLLEGE
HIGHBURY COLLEGE, PORTSMOUTH
ITCHEN COLLEGE
PETER SYMONDS COLLEGE
PORTSMOUTH COLLEGE
QUEEN MARY'S COLLEGE, BASINGSTOKE
RICHARD TAUNTON SIXTH FORM COLLEGE, SOUTHAMPTON
SOUTH DOWNS COLLEGE, WATERLOOVILLE
SOUTHAMPTON CITY COLLEGE
SPARSHOLT COLLEGE
ST VINCENT SIXTH FORM COLLEGE
TOTTON COLLEGE**

ALTON COLLEGE

- Alton College has a partnership with Stagecoach to provide the bus service. Annual or termly Unirider bus passes can be purchased directly from the Stagecoach website: <https://www.stagecoachbus.com>. The Unirider pass can be used 7 days a week on any Stagecoach bus in Hampshire, Surrey and West Sussex.
- Stagecoach bus routes to the College include: Hartley Wintney, Fleet, Farnham (starts in Guildford), Haslemere, Liphook, Liss, Petersfield, Clanfield, Alresford (starts in Winchester), Bramdean and Basingstoke.
- The College offers termly season tickets for South West Train journeys to Alton at discounted rates. Tickets can be purchased via the College online store: <http://store.altoncollege.ac.uk> Alton train station is within easy walking distance of the College.
- For households with an income of less than £22,000, the 16-19 Discretionary Bursary can provide financial support towards travel (bus or train) to Alton College. Further information can be found on the College website: <http://www.altoncollege.ac.uk/sixth-form/funding-and-finance>
- Students who live in Surrey can apply for a Surrey Fare Card which offers discounts on bus and train services to and from their home. For further information please see the Student Fare Card Scheme website: <http://new.surreycc.gov.uk/schools-and-learning/schools/school-transport/16-transport-to-school-or-college/student-fare-card-scheme>

www.altoncollege.ac.uk

ANDOVER COLLEGE, ANDOVER

(Figures based on the 17/18 academic year)

Andover College offers a number of subsidised tickets on Campus buses, Stagecoach buses and South Western Railway. The annual cost is variable dependent upon your preferred travel choice, however all passes are payable in ten affordable interest free monthly instalments, if you apply before the start of term. You may also be able to apply for assistance with the cost from the college's bursary fund.

Transport Service	Annual Cost
Campus Bus Amesbury, Boscombe Down, Durrington, Larkhill, Netheravon, Shipton Bellinger and Shrewton	£495
Stagecoach Goldrider Any Stagecoach bus in Hampshire or Wiltshire	£535
Stagecoach Megarider Stagecoach Andover Town Centre routes Areas covered include Andover town centre, Enham Alamein and Charlton. For a map please go to	£280
South West Trains Rail Winchester, Basingstoke, Whitchurch, Overton, Salisbury and Grateley (other areas may be covered subject to quotation)	£630
College Direct Service Areas with little or no public service. Please see below	£590
Students travelling from Tidworth, Ludgershall or Chute Please see below	

College Direct Service

If you require travel to Andover College and there is no public service from your area to get you to the College it may be possible for the College to subsidise a Campus service from your area. This will be dependent on student numbers and financial viability. It is important to register your interest when you complete your online registration forms for the College. Areas currently covered include; Porton, the Winterbournes, Broughton and the Wallops.

Students Travelling from Ludgershall, Tidworth or Chute

If students reside in the Ludgershall, Tidworth or Chute areas Wiltshire Council will be able to provide a travel pass. The cost of the pass is £710 however, if your gross annual household income was less than £20819 in the 17/18 tax year the cost will be £210. If you live in these areas and your household income was below £20819, you should contact Wiltshire Council for a travel pass, as unfortunately the College will not be able to offer a subsidized pass.

How to Apply – Ludgershall, Tidworth & Chute

Please contact Wiltshire Council on 01225 712852 or go to www.wiltshire.gov.uk If you require assistance with SEN travel you should contact 01225 712852 to discuss your requirements.

Special Educational Needs Travel – Hampshire Students

For further details, please contact Hampshire County Council's transport team on 01962 845327 or go to www3.hants.gov.uk

How Do I Know What Pass to Order?

For independent travel advice please go to www.travelinesw.com or call them on 0871 200 2233. Alternatively, if you know your local provider please see the following websites or telephone for timetable information

www.stagecoachbus.com 0345 121 0190

www.southwesternrailway.com 0345 6000 650

Need help with the cost?

Families with a household income of under £32,000 can apply for assistance towards the cost of the pass from the College's bursary fund. Further details and an application link will be contained on the College's registration forms or copies will be available for collection from the College.

www.andover.ac.uk

BARTON PEVERIL COLLEGE, EASTLEIGH

Local Authorities have no legal obligation to provide travel assistance for students after the age of 16. Barton Peveril has transport arrangements in place for students who meet the conditions set out below.

To qualify you must be a full-time student and:

- be under 19 years of age on 1 September prior to the start of the course
- live in your parents' home or with your legal guardian
- live more than four miles from the College measured by the most direct route

Details of the bus routes covered by the college transport arrangements can be found on the college website – www.barton-peveril.ac.uk.

The arrangements differ depending upon where the student lives therefore any queries regarding transport to College please do not hesitate to contact: Transport Officer, Barton Peveril College, Telephone 023 80 367214

www.barton-peveril.ac.uk

BASINGSTOKE COLLEGE OF TECHNOLOGY

SWT Rail Users:

- For full time learners who live in or beyond: Winchester, Andover, Fleet, Mortimer etc. BCoT offers a 50% subsidised South West Trains rail pass. This will allow learners to travel between their home station and Basingstoke, Monday to Friday in term time only. **The total cost is still undecided for 17-18, so it is advised to check our webpage for further updates.**
- Full time learners from Hook can purchase a new subsidised rail pass. The ticket is valid Monday to Friday in term time only. **The total cost is still undecided for 17-18, so it is advised to check our webpage for further updates.**

Stagecoach Bus Users:

- Learners are now able to purchase their bus pass on line at www.buymyunirider.com from the **beginning of August 2017**

- Unirider Zone 1: **For full time learners only**

Sherfield on Loddon, Sherborne St John, Old Basing (The Hatch), Kempshott Park, Hackwood Park Gates and Oakley. **The total cost is still undecided for 17-18, so it is advised to check our webpage for further updates.**

- Unirider Zone 2:

Full time learners living outside the Stagecoach Unirider Zone 1 can receive a 25% subsidised bus pass for use on journeys to Basingstoke from out of town areas including Baughurst, Hook, Overton, Pamber Heath, Tadley and Whitchurch. You will also be able to use the pass in Zone 1. **The total cost is still undecided for 17-18, so it is advised to check our webpage Please note – you must live in Zone 2 to apply for this pass.** Checks will be made and Stagecoach will take action if passes are requested inappropriately.

- Zone 1 and 2 tickets are valid for 7 days a week and allow free unlimited travel throughout the UK (except London) on all Stagecoach bus services.

- **Are you from one of the following schools?**

If you went to either Amery Hill Secondary School, Eggars School, Perins Community School or Fernhill Secondary School in 2016/2017, we will refund the cost of your transport; if bought through one of the college schemes as described in this guide; and your attendance per term is 90% or higher.

Financial Assistance:

- BCoT may be able to help with your annual travel (bus or rail) pass if your household income is £21,000 or below. A BCoT Financial Support for Learners form can be downloaded from our website (www.bcot.ac.uk).
- Travel assistance is also based on termly attendance, if a learner does not achieve 90% attendance the next terms travel pass maybe withheld until attendance has improved

The above information will be sent out by email to all BCOT applicants in July 2017 If you have any questions about travel or financial assistance offered by BCoT please call Student Experience on 01256 306393, 01256 306608 Monday to Friday.

www.bcot.ac.uk

BROCKENHURST COLLEGE

- Brockenhurst College provides subsidised travel to students via an extensive network of College bus routes. Academic season passes for travel on the national rail network are also available through the College. Brockenhurst railway station is a safe and easy 7 minute walk from the College and subsidised bus passes for connecting travel on Wilts & Dorset, More Bus and Salisbury Reds services are available.
- A detailed breakdown of all current services, bus timetables and 2016/17 costs is available on the College website (<http://www.brock.ac.uk/sixth-form/travelling-to-brock/>). Details of pricing and services offered for 2018/19 will be available at the above link from June 2017, in the interim please direct travel enquiries to the Travel & Student Finance Coordinator (travel@brock.ac.uk).
- 2018/19 guidelines and eligibility criteria for bursaries and financial support are available on the College website (<http://www.brock.ac.uk/sixth-form/bursaries-financial-support/>); bursary applications for academic year 2018/19 can be made 01.06.2017 onwards - forms available for download at the above link from 01.05.2017. Subject to a completed application and attendance/performance commitments, students eligible for the 'discretionary' and '19+' bursaries can purchase travel passes through the College at a further discounted rate of 50%. Students eligible for the 'vulnerable bursary' can opt to use this fund to purchase travel through the College. Please refer to the website or contact the Student Finance & Welfare Advisor (financialsupport@brock.ac.uk) for more information.
- All travel purchased through the College is sold on a termly basis with payments via our online BrockShop. For 2016/17 Brockenhurst College offered further discounts for early payment in full and an option to spread the cost through instalments at no additional charge. To ensure value for money, travel on all College bus routes was also available to students with reduced timetables on a journey by journey basis (cash payments only, payable to the driver). A full refund is available if an applicant chooses not to attend.

www.brock.ac.uk

EASTLEIGH COLLEGE

Eastleigh College is easily accessible from across the Hampshire region with excellent road links (located five minutes from the M27 and M3) and rail links (two stations located 15 minutes walk from the college) in addition to local cycle paths and various bus services across the Hampshire region. As a college we do not want essential transport costs to be a barrier to students accessing 'outstanding' vocational education, so we have a bursary scheme to support full-time students with the costs of travel. We also do not have parking available on site during the day for students, so encourage our learners to use public transport by using the bursary fund to subsidise travel passes, and to sell passes to families at a cheaper rate than available directly from the operators, if they are not eligible for bursary support.

A travel bursary of different levels of support according to family income, will be available to new students on a first come first served basis who are:

- aged between 16-18 years of age
- registered as living in excess of three miles from Eastleigh College (all distances measured by AA route planner from postcode address to the college)
- enrolled on a full-time course at Eastleigh College in 2018/19
- living in a household where the total income meets our bursary criteria maximum. For 17/18 this was £50K, (for 18/19 is yet to be confirmed)

Students can apply for a bursary to help towards the cost of travel to and from College.

Our travel bursary scheme for students varies according to the distance students have to travel and income levels of the family.

- Full details of the travel bursary offer including the eligibility criteria, will be available after 1/6/18 for the 18/19 academic year. All bursary applications received by 27/07/18 will be assessed and awarded as appropriate, so that travel passes or equipment financial support will be in place for the start of the academic year. Applications received after this date, and before the closing date, will be dealt with strictly on date received basis. Whilst every effort will be made, we cannot guarantee late applications will be awarded and in place for the start of term. Closing date for applications is Friday 14 September 2018. The fund may re-open after this date if there are sufficient funds to allow further awards. Please enquire with the Student Finance team on 023 8091 1002 or email at studentsupport@eastleigh.ac.uk or find further information on our website <https://www.eastleigh.ac.uk/student-support/financial-support/> for details on how to apply, and for further information on student finance. The bursary offer will be available to all students aged 16-18 who are enrolled on a full-time government fully funded programme at Eastleigh College in academic year 2018/19. The College reserves the right to change the bursary offer, or to withdraw award at any time.

www.eastleigh.ac.uk

FAREHAM COLLEGE

Fareham College offer a bus services to the Bishopfield Road and CEMAST campuses from Whiteley, Locks Heath, Warsash, Waterlooville and Cosham. First Buses will make collections at bus stops along the route by demand. The Fareham College Bus Travel Scheme has been developed to help Full Time students with the additional costs of travelling to and from College. The College offers bus passes at subsidised rates which cover the cost of travel for the whole College year.

Students can also now get 7 days unlimited travel with all First Buses with their bus pass travel ticket (term time only). To be eligible to purchase a Subsidised Bus Pass students must be:

- Studying on a full time course
- Living at least 3 miles away from the college. We will determine this distance based on the post code provided at application

The College also offers subsidised bus passes for use on Stagecoach bus services which can be used on any bus service operated by the company in the South and South East. Covers the 69 bus

route which runs from Winchester to Fareham through Bishops Waltham, Waltham Chase, Swanmore and parts of Wickham.

In addition to the College's Subsidised Bus Travel Schemes, students who are on a low income and will have difficulty paying for subsidised travel can also apply to the 16- 18 Bursary Fund or Discretionary Learner Support / Advanced Learner Loan Bursary Fund (depending on age) if they would like to be income assessed. To be eligible for this type of funding students need to have an annual household income below £25,000; if they qualify then it is likely that the College can fund towards a bus pass or pay you a significant amount towards the cost of rail travel. In the past year the College has been able to assist a significant number of full time learners with cost of bus passes to travel to College.

For further information, payment terms or an application form, visit the college website at: <https://www.fareham.ac.uk/college-overview/travel-subsidies-grants/>, or email travel@fareham.ac.uk

www.fareham.ac.uk

FARNBOROUGH COLLEGE OF TECHNOLOGY

Bus Travel

- Students can purchase a Unirider bus pass from Stagecoach with whom we have negotiated a discounted price
- In addition to the discounted bus pass rates, the college contributes a generous subsidy for Unirider bus passes for all full time students
- Bus passes issued can be used out of college hours, at weekends and during holidays (excluding the summer holidays)
- Surrey residents can apply to Surrey County Council for a Student Fare Card which will enable students to travel at the same fare as an under sixteen year old. The card will cost £25 for the academic year 2016-17 and is valid from the date of issue until the following August
- The college has negotiated a special service between the Whitehill/Bordon area and the campuses in both Aldershot and Farnborough for ease of travel for students

Train Travel

- Students can purchase season tickets through Farnborough College of Technology, and receive a 15% discount.
- Season Tickets are valid for day time travel, during term times.
- Railway stations are situated within walking distance of both Farnborough (Farnborough Main, Farnborough North and North Camp) and Aldershot.

www.farn-ct.ac.uk

THE SIXTH FORM COLLEGE, FARNBOROUGH

- The College maintains a close relationship with Stagecoach Buses to secure the most efficient services and the best discount deals for our students. Stagecoach bus passes offer additional value as they can be used outside college hours, including holidays.

- Listed below are some of the subsidised routes available to our students wishing to travel by Stagecoach buses:

Aldershot, Ash, Ash Vale, Blackwater, Camberley, Church Crookham, Crondall, Crowthorne, Farnham, Fleet, Hartley Wintney, Hook, Odiham, Sandhurst, Wokingham, Yateley

- We also offer scholar train travel passes for students.
- The College is situated between three train stations – Farnborough Main Line, Farnborough North and Frimley, all are within easy walking distance.
- For students whose parents/guardians annual income is less than £21,000 there is a travel bursary available, subject to eligibility criteria.
- Disabled students are guaranteed a parking space on site when they have passed their driving test.
- Students living in Surrey can apply for a Student Bus or Train Fare Card for £25.00 from Surrey County Council, which entitles them to discounted travel.

www.farnborough.ac.uk

HAVANT AND SOUTH DOWNS COLLEGE (HSDC)

The College recognises travel costs should not be a barrier to engagement in education and as such offers a Travel and Financial Assistance Scheme to support students cover their cost of public transport.

We work closely with Stagecoach and First Group bus companies to provide discounted priced bus passes and as many direct routes to college as possible. We are also working with South Western Railway, with the aim that we can offer discounted rail passes from September 2018.

The Travel and Financial Assistance Scheme is designed to provide support to all full and part time students aged 16+ where a genuine need for assistance has been demonstrated.

- All full time and part time students are eligible to purchase an online discounted student bus pass via the First Group and Stagecoach websites.
Full time students may apply for a termly train pass. The train pass will be at a discounted price and a further reduction to the cost, will be made by the college towards certain rail passes.
- Further financial help towards online bus passes may be available to **full** time students (not including Higher Education courses) who are aged 16-19 and live in certain postcode areas (this information can be obtained from the College) and are still enrolled on their course.
- The college may pay for a student's bus pass if the student lives beyond 0.5 miles of the college campus and studying a full time course (not including Higher Education courses), and either the student or the parent/carer is in receipt of an income based benefit.
Students who wish to use the train to travel to college and who would normally be entitled to a college funded bus pass (in receipt of an income based benefit) may have the equivalent value of the bus pass (for their area) deducted from the termly train pass.

The 2018-2019 travel information will be available from the beginning of June 2018 onwards.

Contact Details:

Student Finance and Travel Office
South Downs Campus (HSDC)
Waterlooville
PO7 8AA

Tel. 023 9279 7991 (Option 3)

studentfinanceandtravel@hsvc.ac.uk

www.hsvc.ac.uk

HIGHBURY COLLEGE, PORTSMOUTH

Discount/Concession

Highbury College offer the following travel assistance to enable all eligible full time students over the age of 16 to access the course of their choice.

- A First or Stagecoach bus pass for use during Term Time or
- A Travel allowance of up to £100 per term for those who travel by train, car or ferry or
- Up to £300 per academic year for those students from the Isle of Wight or
- An allowance towards a bike and bike safety equipment

Discounted rate bus passes for a whole or half term are also available for any student to purchase. Free student parking is available at the Cosham and Northarbour Campuses and free parking for Blue Badge holders is available next to the Highbury College Portsmouth Centre Campus.

Eligibility

Eligibility for a free bus pass or contribution to the cost of a bike or other travel costs is dependent on family income and type of course. All students can access a discounted bus pass.

Restrictions

"Full cost" courses are not eligible for travel assistance.

Part time Students

Part time students can apply for a discounted bus pass

Contact details

Student Engagement Team Highbury College 023 9232 8954 or 023 9232 8947

E-mail : Student.Finance@highbury.ac.uk

How to access support

Students should apply to Highbury College as soon as they receive an offer. Application forms for financial support during 2018-19, including transport, will be available in June.

www.highbury.ac.uk

ITCHEN COLLEGE

- Heavily subsidised transport arranged to service the areas to the north, north-east and to the east of the city of Southampton, including Gosport, Portchester, Fareham, Stubbington, Lee on Solent, Titchfield, Warsash, Locks Heath, Hamble, Netley, Swanmore, Bishops Waltham, Durley, Fair Oak, West End, Hedge End, Botley, Romsey, North Baddesley, Swaythling, Portswood, Bitterne Park, Chandlers Ford, Eastleigh, Boyatt Wood and Stoke Park areas.
- Details of the college contract bus routes can be found on the college website - www.itchen.ac.uk
- All contract bus routes heavily subsidised, allowing return travel from any area on the routes for around £1.40 per day.
- Excellent bus tracking app enables students and staff to track the progress of all contract buses in real time.
- Subsidised travel passes (bus or train) for students living in other areas (by arrangement).
- Free travel for students if their families are in receipt of Income Support.
- Discounted termly tickets available to cover Hampshire, Totton and Southampton areas, through Blue Star.
- Later start to the college day (9.15am), for safer, more convenient journeys to college.
- E-mail address: info@itchen.ac.uk
- Effective communication with bus users through Twitter and a dedicated bus-tracking app.

www.itchen.ac.uk

PETER SYMONDS COLLEGE

- The College does not subsidise transport provision for its full-time 16-19 year old students. We do not run a College bus service, but we maintain a close relationship with the major bus providers to ensure a reliable, efficient service and to secure the best possible student travel deals. Discounted bus passes for Peter Symonds Students are available direct from the bus companies, Stagecoach, Bluestar and Wheelers.
- Discounted educational rail passes are also available for travel into Winchester by train, these tickets are purchased through the College itself. Transport information is available during the Taster Days each summer term, and on the College website, or by contacting Student Services.
- The Student Support Fund offers assistance with public transport costs to those on low

incomes. Cases are dealt with on an individual basis according to the level of need. Please contact the Student Services Department for more advice, and for up to date information on eligibility.

- Disabled students are guaranteed a parking space when they have passed their driving test.
- Students with Special Needs are advised to contact their local LEA for information about extra help for which they may be eligible.
- For more information please contact Student Services on 01962 857547 or email student.services@psc.ac.uk

www.psc.ac.uk

PORTSMOUTH COLLEGE

There are several different categories of transport support available to all students: Bus Pass, Wightlink Fast Cat Pass, Bike scheme and a Travel Grant.

Travel by bus within Hampshire County

Bus passes are termly and can either be purchased via the Bursary* or direct payment. If the Bus Pass is ordered and paid for via Bursary it can be collected at enrolment before the start of the academic year. In subsequent terms students are given the opportunity to order a Bus Pass to collect before the December (Spring Bus Pass) and Easter holidays (Summer Bus Pass).

In order to support attendance, the Bursary will fund bus passes for students living (in a straight line as the crow flies) over 2km from the college.

The four bus passes the Bursary will fund are:

- PC1 - this covers the Porchester and surrounding area
- First Bus - this covers the main area of Portsmouth City
- Stagecoach and Stagecoach Gold - this covers Havant and Fareham and areas of the Surrey border

****If a Bursary student has not attended fully in the Autumn Term, this may result in a weekly bus pass being issued to support an improvement.***

In exceptional circumstances the Director of Wellbeing and Safeguarding may make the decision to fund travel for a train ticket, however there has to be evidence that there is no other way the student can travel to College.

Isle of Wight Travel

For students travelling from the Isle of Wight, the Bursary* can pay for the current academic year cost of the travel across the Solent from Ryde.

****The Bursary will only fund travel costs across the Solent and from Portsmouth Harbour to the College.***

Travel Grant

For those students travelling from the Isle of Wight there is also a travel Grant. The Travel Grant is not means tested grant and is a sum of money awarded to support students at the discretion of the college. ***The travel grant will only fund travel costs across the Solent and from Portsmouth Harbour to the College.***

The Bike Scheme

The Bike Scheme is available to students who have not applied to the Bursary for any other form of transport. (There is no distance criteria to meet). It offers up to £120 on the purchase of a new bike. Students need to purchase the bike, lights, helmet and D-lock first. They must then complete a Bike Scheme form in order that a refund from the Bursary can be made into an elected bank account via BACS transfer.

www.portsmouth-college.ac.uk

QUEEN MARY'S COLLEGE, BASINGSTOKE

Stagecoach Bus Passes

- Stagecoach bus passes are available to all students travelling to the College from areas serviced by Stagecoach. Applications can be made from August 2018 via Stagecoach's online system www.buymyunirider.com
- A Zone 1 ticket is available for students living within the Basingstoke area. 2018/19 prices will be confirmed as soon as possible in the summer term and displayed on our website www.qmc.ac.uk
- A Zone 2 ticket is available for students living outside the immediate Basingstoke area. Again, 2018/19 prices will be confirmed as soon as possible in the summer and displayed on our website www.qmc.ac.uk. The ticket price will attract a small College subsidy. You must live in the appropriate area to claim this ticket. A zone map is available at www.stagecoachbus.com
- Both passes are available for use outside college hours and during college holidays.

College Bus Passes

- College arranges coach services to Andover, Burghfield, Fleet, Hook (including Odiham & Warnborough), Newbury and Whitchurch/Overton. An annual ticket will cost £425 for 2018/2019. The buses only run once a day each way in term time. Buses are contracted on an annual basis, consequently refunds are not available if a student opts to use an alternative form of transport or leaves part way through the College year. See our website for further details www.qmc.ac.uk

Financial Support

- Financial support may be available to provide assistance with any of the above mentioned transport options to students who are in proven financial need. We are able to help students who are: care leavers, looked after by the local authority, in receipt of Income Support in their own right, or disabled and in receipt of

Employment Support Allowance *and* Personal Independence Payment. Additionally, we can help students if the household income of the family is below £25,000. Usually payments are made in-kind to providers for items such as transport.

- Individual arrangements in cases of extreme hardship are also available through Queen Mary's Foundation, a charity which supports our students.

Train Passes

- We can offer a South Western Railway Scholars Termly Ticket which allows travel at reduced rates to and from College between stations in a wide area bordered by Redbridge in the south west, Salisbury in the west, Reading in the north, Woking in the north east, Guildford in the east and Portsmouth in the south. However, please check boundaries and station details with the College Help Desk to ensure that this is a cost-effective option for you. It should be noted that the full termly price is still payable if the student starts or leaves part way through a term. South Western Railway confirm their prices for the next academic year in August 2018. Prices vary according to route.

Contact College using the following e-mail address info@qmc.ac.uk

www.qmc.ac.uk

RICHARD TAUNTON SIXTH FORM COLLEGE, SOUTHAMPTON

Transport Information for Sept 2017

Bus number R901

Covering Hamble, Ingleside, Sholing, Bitterne,

Operator Xelabus – private hire

Termly pass must be purchased from college a term in advance, or subject to a £20 fee. £100 travelling within Southampton £150 travelling within Hampshire Proof of your bus pass enables you to travel on other Xelabus inner-city routes at child fare.

Bus Number 902

Covering Romsey (Station), Abbotswood, North Baddesley, Lordshill

Operator – Wheelers – Private hire

Termly pass must be purchased from college a term in advance, or subject to a £20 fee. £100 travelling within Southampton £150 travelling within Hampshire. Proof of your bus pass enables you to travel on other Wheelers service routes at child fare.

Bus number R903

Covering Langley, Hythe, Totton via Blackfield and Totton College

Operator – First Bus – private hire

Termly pass must be purchased from college a term in advance, or subject to a £20 fee. Non-pass holders can travel for £5 per journey. £100 travelling within Southampton £150 travelling within Hampshire

Bus number R903A

Covering Hythe, Marchwood, Totton

Operator - First Bus - Private hire

Termly pass must be purchased from college a term in advance, or subject to a £20 fee. Non-pass holders can travel for £5 per journey. £100 travelling within Southampton £150 travelling within Hampshire

Bus number R904

Covering Bishopstoke, Eastleigh, Chandlers Ford,

Operator – College (Minibus)

Termly pass must be purchased from college a term in advance, or subject to a £20 fee. £100 travelling within Southampton £150 travelling within Hampshire.

Bus number U9

Operator – Unilink – public service

Covering Southampton General Hospital, Shirley Townhill Park, Bitterne, Portswood, Highfield Campus, Burgess Road, Hill Lane

Southampton travel zone = £75/term

Southampton Plus travel zone = £150/term

Network travel zone = £200/term

Bus number U6

Covering Southampton General Hospital, Shirley, Winchester Road (for RTSFC) Highfield, Portswood, Bevois Valley, Royal South Hants hospital, City Centre, Dock Gate 4

Operator – Unlink – public service

Southampton travel zone = £75/term

Southampton Plus travel zone = £150/term

Network travel zone = £200/term

Bus number X11

Covering Lordshill, Shirley

Operator – Xelabus – public service

Standard fares must be purchased on the bus or contact Xelabus offices in Eastleigh for more information.

Bus number X12

Covering Southampton City Centre, Freemantle, Millbrook, Shirley (then a 20min walk to RTSFC)

Standard fares must be purchased on the bus or contact Xelabus offices in Eastleigh for more information.

Bus number 40

Covering City Centre, Vincent's Walk, Central Station North side to RTSFC (once a day in each direction)

Operator - First Bus – public service

Payment on bus

Red Jet Shuttle Town Quay to RTSFC

Operator RTSFC

Students travelling from the Isle of Wight - Subject to availability By prior arrangement only – free service

King Edwards School Services

Covers most of the areas within the Hampshire county

Operator - King Edwards School

A one-off registration fee of £25 must be paid to KES at:

<https://www.kes.hants.sch.uk/keta-transport/information/richard-taunton-college-students>.

Students will be charged either £150 per term, or 75% of the full ticket price per term – whichever is the greater amount.

www.richardtaunton.ac.uk

SOUTHAMPTON CITY COLLEGE

Our main campus is centrally located so there are a number of ways in which students can travel to the College. We are well served by public transport including buses, trains and ferries and we are able to provide affordable transport for all students across the city and beyond.

We recognise that the cost of travel can be a worry for students and their parents/carers so City College is pleased to offer subsidised travel for all 16-18 year olds who attend City College from the Southampton and Hampshire areas, which enables travel during daytime, evenings and weekends at a significantly reduced rate.

We make every effort to support students to overcome financial barriers to learning at the College. For qualifying students (household income less than £27,000 per year) you will probably be entitled to financial support to meet all of your travel costs.

For more information visit www.southampton-city.ac.uk, e-mail enquiries@southampton-city.ac.uk or give us a call on 02380 48 48 48.

www.southampton-city.ac.uk

SPARSHOLT COLLEGE

- Due to the sparsity of specialist provision of the curriculum areas provided by Sparsholt College, the College offers a heavily subsidised bus service providing transport from the following areas:

Aldershot, Alton, Amesbury, Applemore, Bashley, Beaulieu, Bishops Down, Bishops Waltham, Bitterne, Bodenham, Bordon, Bournemouth, Brockenhurst, Broughton, Bulford Camp, Bursledon, Calmore, Chandlers Ford, Chilworth, Christchurch, Colden Common, Cosham, Cowplain, Dibden, Downton, Fair Oak, Fareham, Farnham, Firsdawn, Fordingbridge, Four Marks, Fratton, Freefolk, Gosport, Havant, Hedge End, Hilsea, Hinton Admiral, Horndean, Hythe, Iford, Kings Somborne, Kingsclere, Lee on Solent, Locks Heath, Ludgershall, Lymington, Lyndhurst, Marchwood, Michelmersh, Middle Wallop, Middle Winterslow, New Alresford, New Milton, New Greenham, New Milton, Newbury, North Baddesley, North Waltham, Oakley, Otterbourne, Overton, Ower, Perham Down, Petersfield, Pokesdown, Porchester, Portsmouth, Portswood, Redenham Park, Ringwood, Romsey, Salisbury, Sandleford, Sarisbury Green, South Wonston, Stockbridge, Stubbington, Sutton Scotney, Sway, Swaythling, Tadley, Thatcham, Tidworth, Titchfield, Twyford, Up Somborne, Waltham Chase, Waterlooville, West Meon, West Winterslow, Weyhill, Whitchurch, Whiteley, Wickham, Widley, Winterslow and Woolhampton collecting students between point of departure and the College.

- Rail passes are available to students from the following areas Ashurst New Forest,

Basingstoke, Bitterne, Botley, Eastleigh, Hamble, Hedge End, Hook, Micheldever, Millbrook, Overton, Netley, Redbridge, Sholing, Shawford, Southampton, St Denys, Swanwick, Swaythling, Totton, Whitchurch, Woolston. This pass includes a Stagecoach bus pass from Winchester Train Station direct to the college.

- The cost for the Campus bus is calculated based on the distance from college. Each area is split into a banding. Band A (under 10 miles) £540, and B (10-20 miles) £650, Band C (20-30 miles) £740, and Band D (over 30 miles) £835. Students can pay by ten monthly instalments (interest free).
- The cost for the combined Rail/Stagecoach service is calculated based on the distance from college. Each area is split into a banding. Band A (under 10 miles) £550, Band B (10-20 miles) £665, Band C (20-30 miles) £775
- Students can pay by ten monthly instalments (interest free).
- Students are able to apply for a Goldrider Stagecoach bus pass through the College at a price of £570 per academic year or a No.7 Stagecoach bus pass (Winchester City Centre to Sparsholt College bus only) at a price of £325 per academic year. Students can pay by ten monthly instalments (interest free).
- All prices listed are the 2016/17 costs as 2018/19 have not be set when this document was produced.
- Students with Special Educational Needs should contact their Local Education Authority for an application form and guidance on their transport schemes.
- Student with families on a low household income may be eligible to apply to the College's Discretionary Learner Support Fund for help with transport costs.
- For more information contact Student Transport on [01962 797346](tel:01962797346) or Student Finance on 01962 797267 or email transport@sparsholt.ac.uk

www.sparsholt.ac.uk

ST VINCENT SIXTH FORM COLLEGE, GOSPORT

St Vincent Sixth Form College is easily accessible from across the Gosport and Fareham communities and surrounding Boroughs. The College is serviced by a main road link in addition to local cycle paths and various bus services across the Hampshire region. In addition, St Vincent has extensive car and motorcycle parking facilities, including secure cycle storage facilities.

As a college we do not want essential transport costs to be a barrier to students accessing our range of A-Level and Vocational courses plus our award winning facilities. As such students can apply for a discounted bus pass which covers the cost of their travel to and from college and can be used weekdays on all First Hampshire services.

Students from Henry Cort, Fareham Academy, Cams Hill, Bridgemary and Brune Park Schools can access the Eclipse Express Bus service to college which takes only a few minutes. In addition to this the College also provides a bespoke bus service for students attending Brookfield, Crofton and Bay House School routes to the College community at the start and end of the day with students having access to all local services at other times.

Financial support with the cost of a bus pass will be available to students who are:

- enrolled on a full-time course
- registered as living more than one mile from St. Vincent College (distance determined by the college based on address post code)
- their families gross household income is less than £30,000.00 a year

Students travelling from Portsmouth can also have their ferry tickets reimbursed if the above criteria are met.

Students with Learning Difficulties may be eligible for free transport, subject to meeting Hampshire County Council's (HCC) SEN criteria. Please contact HCC regarding this.

All students must apply via our Finance Office and bus passes are purchased termly subject to minimum attendance, achievement and behaviour levels. Please contact our Finance Team on 023 9260 3633 for more information or email finance@stvincent.ac.uk.

www.stvincent.ac.uk

TOTTON COLLEGE

Transport to Totton College is via the public bus and train service. The service is able to support students travelling from a range of locations such as the Waterside, New Forest, Southampton and Romsey, including locations from Salisbury and the Isle of White, please just ask if you are unsure.

Transport for students is an important factor to consider and we recognise that it should not be a barrier, therefore the college is able to offer student bursaries to help with transport, please contact the college via info@totton.ac.uk or 023 80874874 for further information, help and advice.

www.totton.ac.uk

The following schools within Hampshire also provide post-16 education in their sixth forms. Entitlement to assistance with transport is based on Hampshire County Council policy.

THE ARNEWOOD SCHOOL

Bay House School, Gosport

THE BURGATE SCHOOL AND SIXTH FORM – POST 16 TRANSPORT NETWORK

New Forest Academy, Holbury

Oaklands Catholic Comprehensive School, Waterlooville

Ringwood School, Ringwood

Yateley School, Yateley

THE ARNEWOOD SCHOOL

- Students joining The Arnewood School benefit from currently adequate public transport including Wilts and Dorset bus routes and south coast rail links. The school is approximately 10 min walk from the railway station in New Milton.
- The Arnewood School currently offers subsidised travel to post 16 students wishing to study full time at the school who are eligible to receive subsidy assistance in the form of a coach pass for the school coach which travels from Pennington, Everton, Milford and Hordle.
- Alternatively those students who are eligible to apply to the school's means tested 16-19 bursary fund may use this grant to fund their sixth form travel.
- The school is served by local cycle paths including one which runs past the school. Secure bike storage is offered on site at no cost to students.

www.arnewood.hants.sch.uk

BAY HOUSE SIXTH FORM, GOSPORT

- Bay House Sixth Form does not subsidise a transport provision for its students. However, students are able to purchase a discounted First bus pass through the school administration at a cost of £155 per term (*correct as at Apr 18*). The pass enables students to travel on local First bus services from Monday-Friday, term time only.
- Students in receipt of the 16-19 discretionary bursary are entitled to a free bus pass (90% attendance required to qualify).

www.bayhouse.hants.sch.uk/sixth-form

THE BURGATE SCHOOL AND SIXTH FORM – POST 16 TRANSPORT NETWORK

- The Burgate Sixth Form is well supported by an extensive transport network covering all areas including Salisbury, Ringwood and The New Forest
- Many dedicated services run by Wilts and Dorset are offered with bespoke additional network benefits at no extra cost via Scholars passes
- Scholars passes may be purchased half, termly or annually from the providers
- The public X3 route also serves the Burgate Sixth Form regularly from the North and South

on the A338

- Additional routes cover the surrounding areas as far as Landford and Nomansland to the east and beyond Alderholt to the west
- Some financial assistance is available for families with multiple children attending the school or through the 6th Form Bursary scheme (subject to student entitlement). Details of this support are available from the School and Sixth Form Admin teams
- Full details are available in the students and parents section of our school website including links and contacts to our transport providers.

www.burgate.hants.sch.uk

NEW FOREST ACADEMY

www.newforestacademy.org

OAKLANDS CATHOLIC SIXTH FORM COLLEGE, WATERLOOVILLE

- Students travelling to college by **First Hampshire**, may take advantage of the discounted college bus pass which is purchased through the Sixth Form Office. The cost of a bus pass is determined by the area in which you live or the type of pass you choose. Tickets are valid for unlimited travel either Monday – Friday, **or** seven days and may be bought termly or annually. Annual passes have the advantage that they may also be used during Christmas and Easter holidays.
- If you will be travelling to college by **Stagecoach**, then you may wish to take advantage of the special rate negotiated by the college for a bus pass. This is available to purchase directly online from Stagecoach at: www.stagecoachbus.com/tickets.aspx (select Waterlooville and Unirider options). The pass gives unlimited travel on all Stagecoach buses seven days a week, during the academic year in a large travel zone. Annual and termly passes are available.
- The College also privately contracts bus services from the Fareham/Porchester and Hambledon/Denmead areas and termly or annual passes can be purchased directly from the college for the use of these services.
- Help with meeting the cost of a bus pass may be available from the **16-19 Bursary Fund**. This fund is to help young people who face financial hardship in meeting the costs of participating in education and training post-16. Please note that a condition of a discretionary bursary is that a student's attendance remains at 90% or above.
- Details of how to buy the passes are available from the Sixth Form Reception from mid-June. If you would like more information on the bursary fund, or if you have any queries, please contact the Sixth Form Reception on 023 9225 9214 extension number 3071

<http://www.oaklandscatholicschool.org>

YATELEY SCHOOL, YATELEY

<http://www.yateleyschool.net/wp>

Appendix 1.**Criteria applied to determine eligibility to transport to a Post 16 provider.**

Age: The student must be over 15 on the 1 September 2018.

Income: There are no low income requirements.

When the student's parents evidence they are in receipt of Income Support, income-based Jobseekers Allowance, income-related Employment and Support Allowance, support under Part VI of the Immigration and Asylum Act 1999, the guaranteed element of State Pension Credit, Child Tax Credit (provided you're not also entitled to Working Tax Credit and have an annual gross income of no more than £16,190), Working Tax Credit run-on - paid for 4 weeks after you stop qualifying for Working Tax Credit, or Universal Credit the parental contribution will be waived.

Minimum distance: The journey from home to school/college must be more than three miles, measured by the nearest available walking route.

Eligible but living within walking distance? Transport may be provided within the walking distance taking into account, amongst other things, the following factors:

- The student's ability to walk
- The student's need to be accompanied by an adult (usually parent or guardian); and
 - i) The parent's or guardian's ability to walk
 - ii) The need for primary age siblings to be taken to other schools where the timing of the school day or the direction of the other school(s) prevent the parent or guardian from accompanying

Necessity: The student or their parent will need to complete an application for transport assistance and indicate:

- (i) provide details of any disability or medical condition of the student or parent which prevents the parent making the travel arrangements
- (ii) the cost if they were to make their own transport arrangements
- (iii) that they have made an application to their college for financial assistance and confirmation of any support offered
- (iv) explanation of any additional circumstances relevant to why transport assistance is necessary to facilitate attendance and evidence that they will be unable to attend without transport assistance.

Assistance with transport for students with learning difficulties or disabilities will be reviewed at the age of 19. It will then continue to be provided either up until the age of 24 or until the student completes the course whichever is the earliest.

Appendix 2

What type of Assistance

Nature of travel assistance? The most cost effective assistance will be provided, there is an expectation that travel arrangements will be shared.

Which college or school? Travel assistance will be to the nearest school or college (unless the nearest is unsuitable) or the school or college named in their EHC Plan (if different to the nearest unless this is named on the basis of parental preference

Pick-up and drop-off points: Transport assistance will not necessarily be provided from door to door and students may be expected to walk to a drop off or pick up point or make their own transport arrangements to get to a drop off or pick up point depending on their individual circumstances.

Journeys to and from other destinations: Transport is not offered to or from points other than the college and home. Where a college has multiple sites, transport is offered to the main site only. Transport assistance is not offered for any work placements or other bespoke arrangements.

Waiting Time: where appropriate the transport arrangement may include a waiting time at the start or end of the day and are not tailored to meet individual timetables.

Residential Placements: Some students with complex and/or severe needs are placed in a residential out of county special school or college because there is no appropriate provision available locally. Such students provided with transport assistance will receive transport at the start and end of each term, half term and at other school/college closures. Any additional transport will be the responsibility of parents/carers.

Home to School Transport - Review/Appeals Process

A student (or a parent on behalf of their child) who wishes to challenge a decision about:

- the transport arrangements offered;
- their (or their child's) eligibility;
- the distance measurement in relation to walking distances; and
- the safety of the route

may do so by writing to Head of Information Transport and Admissions, Children's Services Department, Hampshire County Council, The Castle, Winchester, Hampshire, SO23 8UG. The full Review/Appeals Process in relation to assistance with travel and eligibility is detailed within Hampshire County Council's Home to School Transport Policy, a link to which is included below;

<http://documents.hants.gov.uk/education/HometoSchoolTransportHTSTEntitlementPolicyandAppealsProcess.docx>

The process by which Home to School Transport appeals are handled for a student attending a Post-16 provision matches that detailed in this Policy.

Home to School and Post-16 Transport consultation

Consultation on proposed changes to Home to
School Transport and Post-16 Transport

Findings report

April 2018



Table of contents

1. Executive Summary	3
2. Introduction	4
Context	4
Consultation aims.....	4
3. Research approach	5
Open consultation	5
Interpreting the data	5
Publication of data.....	6
4. Findings from the consultation	7
Key findings	7
Agreement with the proposed changes to Home to School and Post-16 Transport	8
Respondents' most preferred and least preferred proposals	11
Respondents' views on factors which should be considered when deciding whether transport should be provided as an 'exception to policy'	15
Options for charging where transport is provided to those not eligible for free Home to School Transport.....	17
Caps for charges where transport is provided to those not eligible for free Home to School Transport.....	21
Respondents' suggestions for caps for charges where transport is provided to those not eligible for free Home to School Transport.....	25
Respondents' views on the impacts of proposals to changes to Home to School and Post-16 Transport.....	29
Respondents' further comments and alternative suggestions on how the County Council could save £1.54 million from its Children's Services budget.....	32
Responses which were not submitted through the response form	35
Conclusions	38
5. Appendices	42
Appendix One: Consultation response form	42
Appendix Two: Groups and organisations which responded to the Home to School and Post-16 Transport consultation.....	52
Appendix Three: Profile of respondents using the response form (compared with Hampshire's population where available)	53
Appendix Four: Breakdown of agreement and disagreement with each of the consultation proposals.....	58
Appendix Five: Breakdown of responses to ' <i>Question Two: Of the proposals in this consultation, which one is your least preferred and which is your most preferred?</i> '	68
Appendix Six: Code frame for ' <i>Question Six: Please describe what, if any, impact the proposals set out in this consultation could have on you (or your organisation or group)</i> '	76
Appendix Seven: Code frame for ' <i>Question Seven: If you have any further comments on the proposals in this consultation, or alternative suggestions on how the County Council could save £1.54 million from its Children's Services budget, then please provide these</i> '	77
Appendix Eight: Data tables for the response form.....	78
Appendix Nine: Data tables for the easy read response form.....	98

1. Executive Summary

Hampshire County Council is proposing to change its offer for Home to School and Post-16 Transport. The proposals are to continue to meet the County Council's legal requirements, but to limit any discretionary provision. The proposed changes would result in cost savings of up to £1.54m. The consultation on these proposals was held between midday on Tuesday 16 January 2018 and midnight on Monday 13 March 2018.

Overall, respondents were opposed to proposals to reduce transport arrangements, particularly to children and young people with Special Educational Needs and Disabilities. None of the proposals was supported by a majority of respondents, however proposals to charge for transport provided as an exception to policy and to only provide transport once a child reaches compulsory school age (currently the term after the child's fifth birthday) were the most preferred of those suggested.

Respondents marginally preferred a fixed over a variable charge for service users who are not eligible for free Home to School Transport. On average, respondents felt that any charge should be capped at around £900 per year, with respondents from households which use transport and those with younger children suggesting lower charging caps.

The respondents whose households use transport, and respondents from households with children with Special Educational Needs and/or Disabilities, were most opposed to the proposals, with lower levels of disagreement amongst respondents from households without children, with older children, and with higher incomes. Organisations and groups were more strongly opposed to proposed changes that affect younger children, but less opposed to proposed changes to Post-16 Transport and charging where transport is provided as an exception to policy.

The most frequently anticipated impacts of the proposed policies from all respondents were financial and employment impacts, impacts on parents and carers, and impacts on disabled young people in Post-16 education and children aged eight years and over. Impacts on traffic and children aged eight or over were a particular concern amongst respondents from households with younger children, and respondents from households with older children were more commonly anticipating impacts to parents and carers as well as impacts on disabled young people in Post-16 education.

2. Introduction

Context

Hampshire County Council's core role is to deliver public services to the 1.35 million residents living in Hampshire (excluding Portsmouth and Southampton).

As with many councils, the County Council faces ongoing funding challenges due to national austerity measures, combined with demographic and inflationary pressures. By April 2019, the County Council anticipates it will face a budget shortfall of £140 million. This in addition to the £340 million savings the County Council has had to find since 2008.

With less money and growing demand for council services, tough decisions will need to be made about what the County Council can and cannot do in the future. The County Council is required by law to deliver a balanced budget and therefore cannot plan to spend more than is available. Hampshire County Council plans to address its budget shortfall through a combination of measures including increases in Council Tax and delivering savings from services.

The County Council has proposed changes to Home to School Transport and Post-16 Transport that would contribute to the Children's Services Department's savings target by up to £1.54 million, while continuing to provide the level of service that is required by law.

Consultation aims

The *Home to School and Post-16 Transport consultation* sought to understand residents and stakeholders views on five proposals for achieving savings from the Home to School and Post-16 Transport budgets:

- To stop providing new Home to School Transport to children with Special Educational Needs and/or Disabilities (SEND) attending nursery placements from September 2018.
- To only provide Home to School Transport once a child reaches compulsory school age from September 2019.
- To implement the revised walking distance from two miles to three miles on a child's eighth birthday from September 2018.
- To remove the automatic right to Post-16 Transport for new placements from September 2018. Cases would be considered on an individual basis and transport would only be provided where considered necessary to facilitate attendance.
- To introduce a charge where transport is arranged as an exception to the Home to School Transport Policy and increase the charge applied under the Post-16 Transport Policy as a contribution to the County Council's cost. It is proposed that the cost would be tiered and based on the distance to the school or Post-16 provider, a change from the current fixed charge of £570 for a Privilege Seat or for Post-16 Transport.

The County Council is committed to listening to the views of local residents and stakeholders before deciding which actions it should take in order to manage ongoing funding pressures and still deliver core public services. The consultation findings set out in this report will help to inform the County Council's overall approach to balancing its budget up to 2019/20.

3. Research approach

Open consultation

The County Council carried out an open consultation designed to give all Hampshire residents and wider stakeholders the opportunity to have their say about proposed changes to the Home to School and Post -16 Transport. The general public living outside Hampshire were also able to respond.

Responses could be submitted through an online Response Form, available at <https://www.hants.gov.uk/home-to-school-transport> (where an easy read was also provided to support responses from those with learning difficulties) or by a paper version, which was made available on request (see Appendix One). Alternative formats were also made available on request. Unstructured responses sent through other means, such as email or as written letters, and received by the consultation's closing date were also accepted.

An Information Pack was produced alongside the consultation, providing information about each of the options presented.

795 members of the public and stakeholder organisations or groups completed the consultation questionnaire, which ran from midday on 16 January 2018 until 11:59pm on 13 March 2018.

37 responses were submitted through channels outside of the consultation questionnaire by the deadline of 11:59pm on 13 March 2018.

The County Council would like to thank all those who took part in this consultation.

Interpreting the data

As the consultation was an open exercise, its findings cannot be considered to be a 'sample' or representative of the Hampshire population.

The 795 responses received to the consultation questionnaire break down as follows:

- 767 via the online Response Form, of which 730 were received from individual members of the public and 29 from stakeholder organisations (eight did not declare either way);
- 28 via the Easy Read response form, of which 24 were received from individual members of the public and three from stakeholder organisations (one did not declare either way); and

- The County Council received no responses using the paper response form. Three requests for a paper copy of the information pack and the response form were received, but none of these response forms sent out were returned.

Of the 37 'unstructured' responses that were also received by the consultation deadline, 32 were from individual members of the public and five were submissions from organisations.

The consultation was run as an open consultation, and allowed anyone who wished to make a response the opportunity to do so. This means that responses can not be described as representative of the views of Hampshire's population, as respondents were not sampled in a random manner. However, in order to better understand the views of different groups respondents were asked to provide information on themselves and their households. This has allowed comparisons to be drawn between different types of respondents (for example respondents with children in their household compared to respondents without), to give an understanding about how the groups who responded feel about the proposals in contrast to each other.

All questions in the consultation questionnaire were optional. The analysis only takes into account actual responses – where 'no response' was provided to a question, this was not included in the analysis. As such, the totals for each question add up to less than 795 (the total number of respondents who replied to the consultation questionnaire).

A list of organisations or groups (where names were provided) can be found in Appendix Two. A profile of individual members of the public responding to the consultation can be found in Appendix Three. Levels of agreement and disagreement with each proposal are attached as Appendix Four. A breakdown of the responses for Question Two (Of the proposals in this consultation, which one is your least preferred and which is your most preferred?) is included as Appendix Five. Code frames for the Questions Six and Seven can be found in Appendices Six and Seven respectively. Additional data tables can be found in Appendix Eight (for the response form) and Appendix Nine (for the easy read response form).

Publication of data

Data provided as part of this consultation will be treated in accordance with the Data Protection Act 1998. Personal information will be used for analytical purposes only. Hampshire County Council will not share the data collected as part of this consultation with third parties. All individuals' responses will be kept confidential and will not be shared. Responses from groups or organisations may be published in full. Hampshire County Council will securely retain and store copies of the responses for one year after the end of the consultation process, and then delete the data.

More details on how the County Council holds personal information can be found at www.hants.gov.uk/privacy.

4. Findings from the consultation

Key findings

None of the proposals were agreed with by a majority of respondents.

When asked to select their most preferred and least preferred proposals, they could be ranked as follows using the number of times that they were selected as the 'most preferred' option:

1. Most preferred: To charge where transport is provided as an exception to policy
2. Second most preferred: To only provide Home to School Transport once a child reaches compulsory school age from September 2019
3. Third most preferred: To stop providing new Home to School Transport to children with Special Educational Needs and/or Disabilities attending nursery placements from September 2018
4. Fourth most preferred: To implement the revised walking distance from two miles to three miles on a child's eighth birthday from September 2018
5. Least preferred: To remove the automatic right to Post-16 Transport for new placements from September 2018

The five most important factors that respondents thought should be considered when judging whether the Council should provide transport as an exception to policy were:

1. Whether the child or young person has a disability
2. Whether the child or young person has Special Educational Needs
3. The locations of schools that are attended by any siblings
4. The travelling distance to other alternative schools
5. The total income of the household

There was a preference for fixed charging where transport is provided as an exception to policy, with a particularly strong preference for this amongst respondents who are currently charged for transport that they receive.

The majority of respondents felt that the proposed cap of £1,330 per year for transport provided to service users who are not eligible for free Home to School Transport was too high. When respondents were asked to provide a figure of their own, the median average suggested was **£900** per year.

The most commonly anticipated impacts of the proposals were financial, impacts on parents and carers, and impacts on disabled young people in Post-16 education and children aged eight years and over, with the following characteristics:

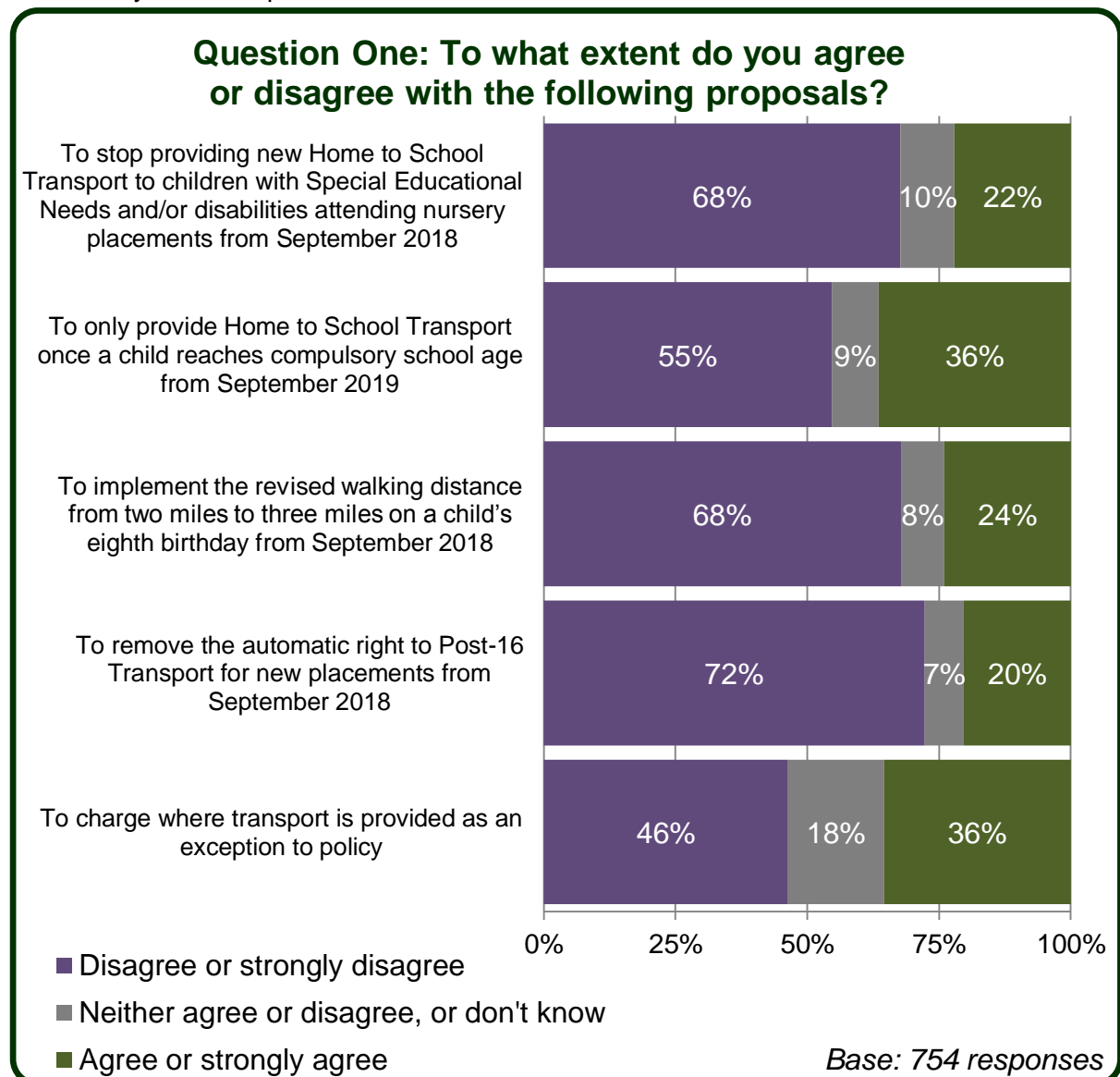
- Respondents from families with younger children more frequently anticipated impacts to children aged eight years or over, and to traffic.
- Respondents from households with older children were more likely to mention expected impacts on parents and carers and on disabled children in Post-16 education.
- Respondents with household incomes up to £20,000 or over £80,000 were less likely than average to expect impacts to their finances or employment.

Agreement with the proposed changes to Home to School and Post-16 Transport

Respondents were asked to what extent they agreed with the proposed changes to Home to School and Post-16 Transport. These proposals are:

- To stop providing new Home to School Transport to children with Special Educational Needs and/or Disabilities attending nursery placements from September 2018
- To only provide Home to School Transport once a child reaches compulsory school age from September 2019
- To implement the revised walking distance from two miles to three miles on a child's eighth birthday from September 2018
- To remove the automatic right to Post-16 Transport for new placements from September 2018
- To charge where transport is provided as an exception to policy

A summary of the responses is shown below:



None of the proposals showed overall agreement from respondents, although the proposal 'To charge where transport is provided as an exception to policy' received the most balanced response, with fewer than half of respondents answering that they either agreed or disagreed with the proposal. The proposal 'To only provide Home to School Transport once a child reaches compulsory school age from September 2019' was agreed with by the greatest proportion of respondents, with 36% either agreeing or strongly agreeing with the proposal.

A breakdown of responses per proposal by group is shown in Appendix Four, with headlines for each proposal summarised below:

To stop providing new Home to School Transport to children with Special Educational Needs and/or Disabilities attending nursery placements from September 2018

- Organisations disagreed more strongly with the proposal than individuals
- Those responding to the easy read questionnaire disagreed less with this proposal than those completing the standard questionnaire
- Respondents with no children, or with older children, agreed with this proposal more than those with younger children
- Respondents receiving transport for free were more likely to disagree with the proposal than those not receiving transport, or paying for it
- Families with a child with SEND disagreed slightly more than those without a child with SEND
- Families with annual household incomes between £30,001 and £80,000, and those earning over £100,000 per year showed stronger agreement with the proposal than average

To only provide Home to School Transport once a child reaches compulsory school age from September 2019

- Organisations disagreed more strongly with the proposal than individuals
- Respondents aged 45-54 seemed to show no overall agreement or disagreement – The strongest disagreement with this proposal was from respondents aged 35-44
- Females disagreed with this proposal significantly more than males
- Respondents from households with no children, or with older children, were more supportive of this proposal than those with younger children
- Respondents from households receiving transport for free were more likely to be opposed than those from households not receiving transport, or paying for it
- Families with annual household incomes between £30,001 and £60,000, and those earning over £100,000 per year show the strongest agreement with the proposal. The strongest level of disagreement was amongst respondents from households earning £90,001 to £100,000 per year

To implement the revised walking distance from two miles to three miles on a child's eighth birthday from September 2018

- Organisations agreed more strongly with the proposal than individuals
- Females disagreed with this proposal significantly more than males
- Respondents with no children, or with older children, agreed with this proposal more strongly than those with younger children
- Respondents receiving transport for free were more likely to disagree than those not receiving transport, or paying for it
- Respondents with annual household incomes between £30,001 and £80,000 showed the strongest agreement with the proposal

To remove the automatic right to Post-16 Transport for new placements from September 2018

- Individuals disagreed with the proposal more than organisations
- Females disagreed with this proposal more than males
- Respondents aged 25-34 agreed with the proposal the most of all age groups
- Respondents with school aged children (5-16 years) disagreed with this proposal more than average
- Respondents from households receiving transport, whether for free or paid for, were more likely to disagree than those not receiving transport
- Families with annual household incomes of up to £30,000 per annum more strongly disagreed with this proposal than those with higher incomes

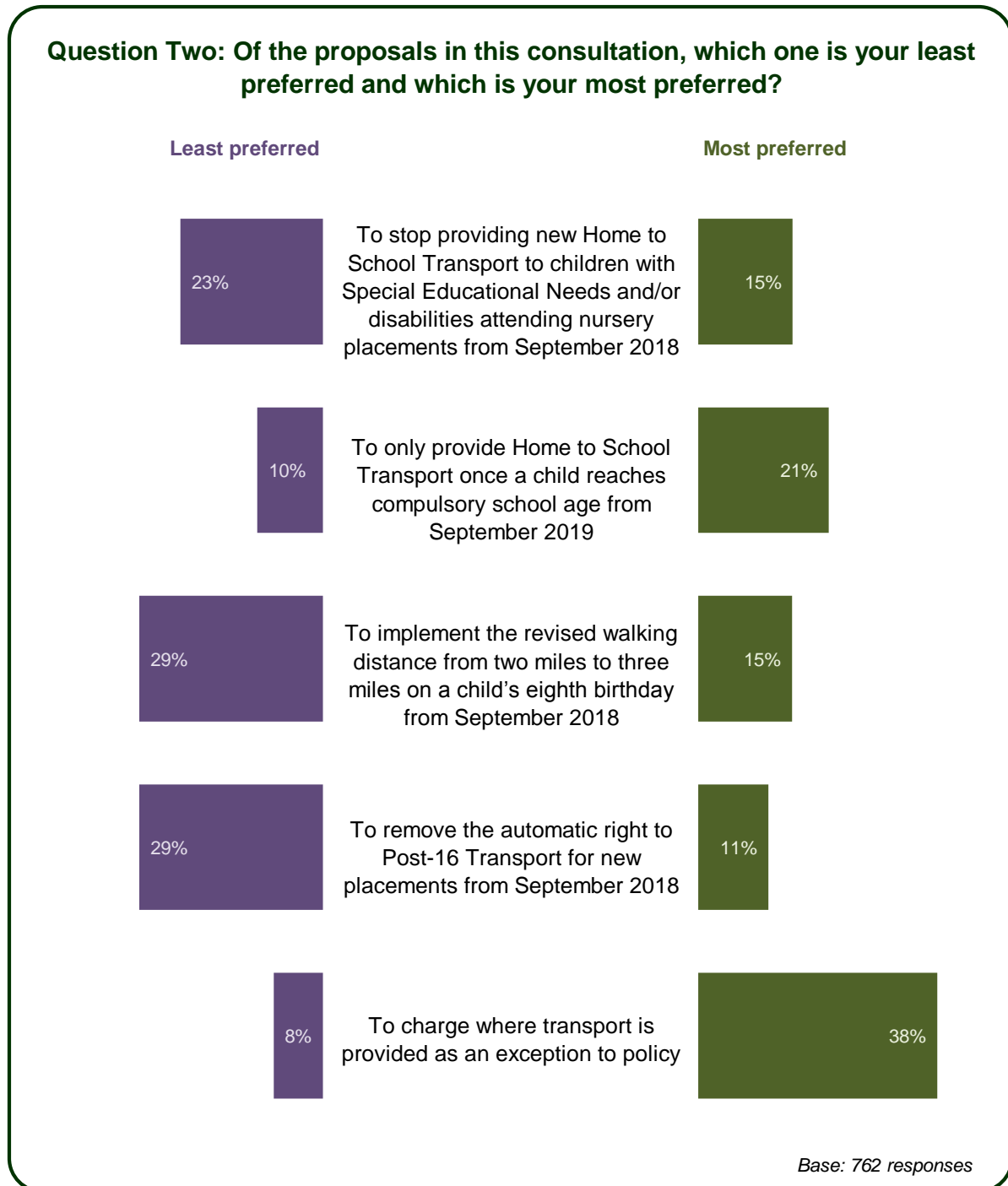
To charge where transport is provided as an exception to policy

- Organisations agreed with this proposal overall - none responded that they disagreed
- Respondents aged 25-34 agreed with the proposal the most of all age groups, with those aged 55-64 also agreeing on balance. There was stronger disagreement from those aged 35-44
- Respondents with children under 18 disagreed with this proposal, whilst families without children under 18 seemed to strongly agree overall
- Respondents receiving transport, either for free or paid for, were more likely to disagree than those not receiving transport
- Families with a child with SEND disagreed more strongly than those without a child with SEND
- Families with annual household incomes of below £30,000 per annum disagreed more strongly with this proposal than those with higher incomes, with disagreement also from the £80,001-£90,000 group

Respondents' most preferred and least preferred proposals

The consultation asked respondents to indicate which one of the five proposals was their most preferred, and which one of the five proposals was their least preferred.

The chart below shows the percentage of respondents who selected each proposal as either their most preferred or as their least preferred:



Of the five proposals, the most preferred one by a significant margin was 'To charge where transport is provided as an exception to policy', which 38% of respondents selected as their most preferred proposal. The least preferred proposals were 'to implement the revised

walking distance from two miles to three miles on a child's eighth birthday from September 2018' and 'to remove the automatic right to Post-16 Transport for new placements from September 2018' both of which 29% of respondents chose as their least preferred proposal.

The infographics on the next two pages show which proposals were amongst the most or least popular for each segment of respondents, based on how frequently they were selected as 'most popular' or 'least popular'. Key findings are as follows:

- Overall most groups' two most preferred proposals were:
 - to only provide Home to School Transport once a child reaches compulsory school age from September 2019, and
 - to charge where transport is provided as an exception to policy.
- Whilst the proposal to only provide Home to School Transport once a child reaches compulsory school age from September 2019 was one of the more preferred options amongst all respondents, it was one of the least preferred amongst those with children aged under four years, who would potentially be most affected by this policy.
- Whilst the proposal to implement the revised walking distance from two miles to three miles on a child's eighth birthday from September 2018 was one of the less preferred options, it was one of the most preferred amongst the following groups of respondents:
 - Organisations
 - Respondents using the easy read response form
 - Respondents aged 25 to 34 years
 - Respondents from households with incomes below £10,000, and between £10,001 and £80,000.
- Respondents using the easy read response form (which was provided to support responses from those with learning difficulties) were more likely on average to prefer the proposal 'To stop providing new Home to School Transport to children with Special Educational Needs and/or Disabilities attending nursery placements from September 2018' than respondents using the standard response form.
- The least chosen option was to remove the automatic right to Post-16 Transport for new placements from September 2018, although this was one of the most preferred proposals for respondents aged 25-34 years, respondents from households with children aged 0 – 4 years, households without children up to the age of 18, and respondents from households earning £50,001 to £60,000.

Further data, including statistics and the rates which respondents selected proposals as 'least preferred', are included in Appendix Five.

Of the proposals in this consultation, which one is your most preferred?

Proposals

	A	B	C	D	E
All responses	▲	●	◆	◆	●
<i>Respondent type</i>					
Individuals	▲	●	◆	◆	●
Organisations	◆	▲	●	◆	●
<i>Response channel</i>					
Online response form	▲	●	◆	◆	●
Online easy read response form	◆	●	●	◆	●
Paper response form	*				
Paper easy read response form	*				
<i>Respondent age</i>					
Under 16	*				
16 to 24	*				
25 to 34	◆	●	●	●	●
35 to 44	▲	●	◆	◆	●
45 to 54	▲	●	◆	◆	●
55 to 64	◆	●	▲	◆	●
65 to 74	*				
75 to 84	*				
85 or over	*				
Prefer not to say	▲	●	◆	◆	●
<i>Respondent gender</i>					
Female	▲	●	◆	◆	●
Male	◆	●	▲	◆	●
Other	*				
Prefer not to say	●	◆	●	◆	●
<i>Respondent ethnicity</i>					
White	▲	●	◆	◆	●
Mixed / Multiple ethnic groups	*				
Asian / Asian British	*				
Black / African / Caribbean / Black British	*				
Other ethnic group	*				
Prefer not to say	▲	◆	●	◆	●

Base: 717 responses

Key

* Results not included due to small sample size of fewer than ten responses
A To stop providing new Home to School Transport to children with Special Educational Needs and/or disabilities attending nursery placements from September 2018
B To only provide Home to School Transport once a child reaches compulsory school age from September 2019
C To implement the revised walking distance from two miles to three miles on a child's eighth birthday from September 2018
D To remove the automatic right to Post-16 Transport for new placements from September 2018
E To charge where transport is provided as an exception to policy
● Most frequently or second most frequently selected proposal
▲ Third most frequently selected proposal
◆ Fourth or least frequently selected proposal

Of the proposals in this consultation, which one is your most preferred?

	Proposals				
	A	B	C	D	E
All responses	▲	●	◆	◆	●
<i>Child(ren) in household</i>					
Aged 0 to 4	▲	◆	◆	●	●
Aged 5 to 8	◆	●	◆	▲	●
Aged 9 to 11	▲	●	◆	◆	●
Aged 12 to 15	▲	●	◆	◆	●
Aged 16 to 18	▲	●	▲	◆	●
None up to the age of 18	◆	◆	▲	●	●
Prefer not to say	●	◆	●	◆	●
<i>Transport received</i>					
Transport received for free	▲	●	◆	◆	●
Transport received for a charge	●	●	◆	◆	▲
No transport received	◆	●	▲	◆	●
Prefer not to say	◆	●	▲	◆	●
<i>Child(ren)'s conditions</i>					
Special Education Needs (SEN)	▲	●	◆	◆	●
A disability, illness, or mobility problem	▲	●	◆	◆	●
Neither of the above	▲	●	◆	◆	●
Prefer not to say	●	◆	●	◆	●
<i>Household income</i>					
Up to £10,000	●	◆	●	◆	●
£10,001 to £20,000	▲	●	◆	◆	●
£20,001 to £30,000	◆	●	▲	◆	●
£30,001 to £40,000	●	▲	◆	◆	●
£40,001 to £50,000	▲	●	◆	◆	●
£50,001 to £60,000	◆	◆	▲	●	●
£60,001 to £70,000	●	◆	▲	◆	●
£70,001 to £80,000	◆	●	●	◆	●
£80,001 to £90,000	◆	●	◆	▲	●
£90,001 to £100,000	▲	●	◆	◆	●
£100,001 or over	◆	●	▲	◆	●
Don't know	●	●	▲	◆	▲
Prefer not to say	▲	●	◆	◆	●

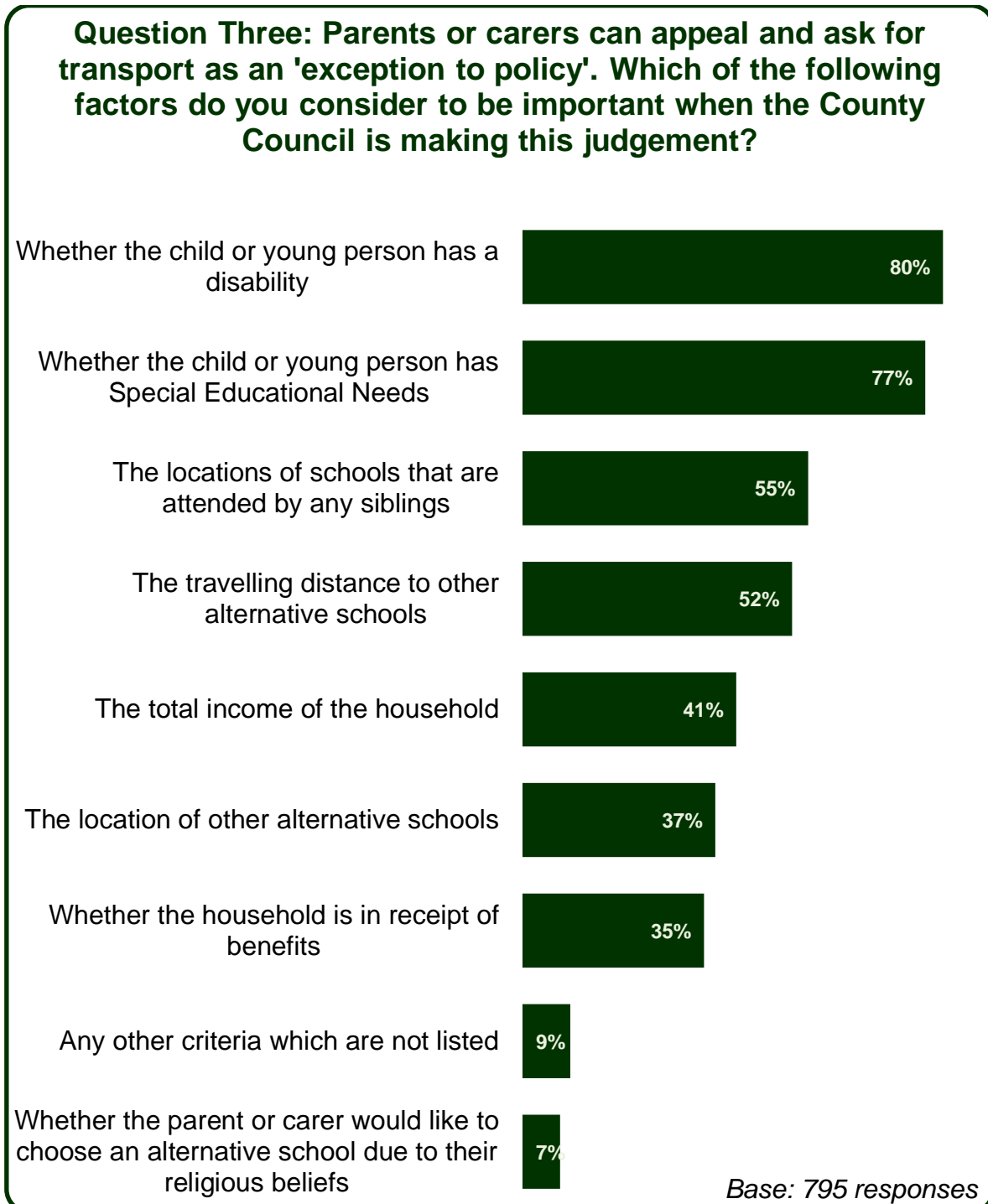
Base: 717 responses

Key

*	Results not included due to small sample size of fewer than ten responses
A	To stop providing new Home to School Transport to children with Special Educational Needs and/or disabilities attending nursery placements from September 2018
B	To only provide Home to School Transport once a child reaches compulsory school age from September 2019
C	To implement the revised walking distance from two miles to three miles on a child's eighth birthday from September 2018
D	To remove the automatic right to Post-16 Transport for new placements from September 2018
E	To charge where transport is provided as an exception to policy
●	Most frequently or second most frequently selected proposal
▲	Third most frequently selected proposal
◆	Fourth or least frequently selected proposal

Respondents' views on factors which should be considered when deciding whether transport should be provided as an 'exception to policy'

If a child or young person is declined transport by the County Council then they can appeal for transport as an exception to policy. In order to understand the types of circumstances that respondents consider suitable for awarding transport as an exception to policy, respondents were asked to select which they thought were important. The results are shown below:



As can be seen, the large majority of respondents think that whether the child or young person has a disability or Special Educational Needs should be considered. In addition, more than half of respondents thought that it is important to consider where the child or young person's siblings attend school and the distance to other schools. Fewer respondents thought that household income, locations of other schools, and whether the household receives benefits should be considered. The least important factor in the views of respondents was the selection of a school on the basis of religious belief. Other criteria mentioned included:

- Whether the parent or carer can drive
- More aspects around the distance to suitable education
- Other aspects around disability
- The impact on the parent or carer
- Specific comments regarding transport arrangements for Ancells Farm / Velmead Junior School
- Medical reasons of the parent, carer or child
- The total income of the household, including benefits
- Whether other transport is available

The full summary of comments is shown below:

Comment	Number of mentions
If a parent/carers can drive/ has access to transport	14
Distance of school from home	23
Distance of school from home: unsafe/difficult walking route	14
Distance of school from home: educational reasons	4
Distance of school from home: social reasons	3
Disability	9
Disability: Caring duty	2
Disability: Parent	3
Disability: Educational reasons	2
Parent or carer impact	7
Parent or carer impact: ability to work	4
Parent or carer impact: if other siblings already attending the same school	5
Comment about travel arrangements at a specific school	6
Not applicable	5
Medical reason	3
Medical reason: parent	2
Medical reason: child	1
Total income of household including benefits	2
Total income of household including benefits: access to mobility allowance	2
Other transport available	2

Options for charging where transport is provided to those not eligible for free Home to School Transport

Where transport is arranged for those not eligible for free transport, the County Council has proposed charging a contribution towards this service.

Presently Post-16 Transport is provided with an annual charge of £570 per service user.

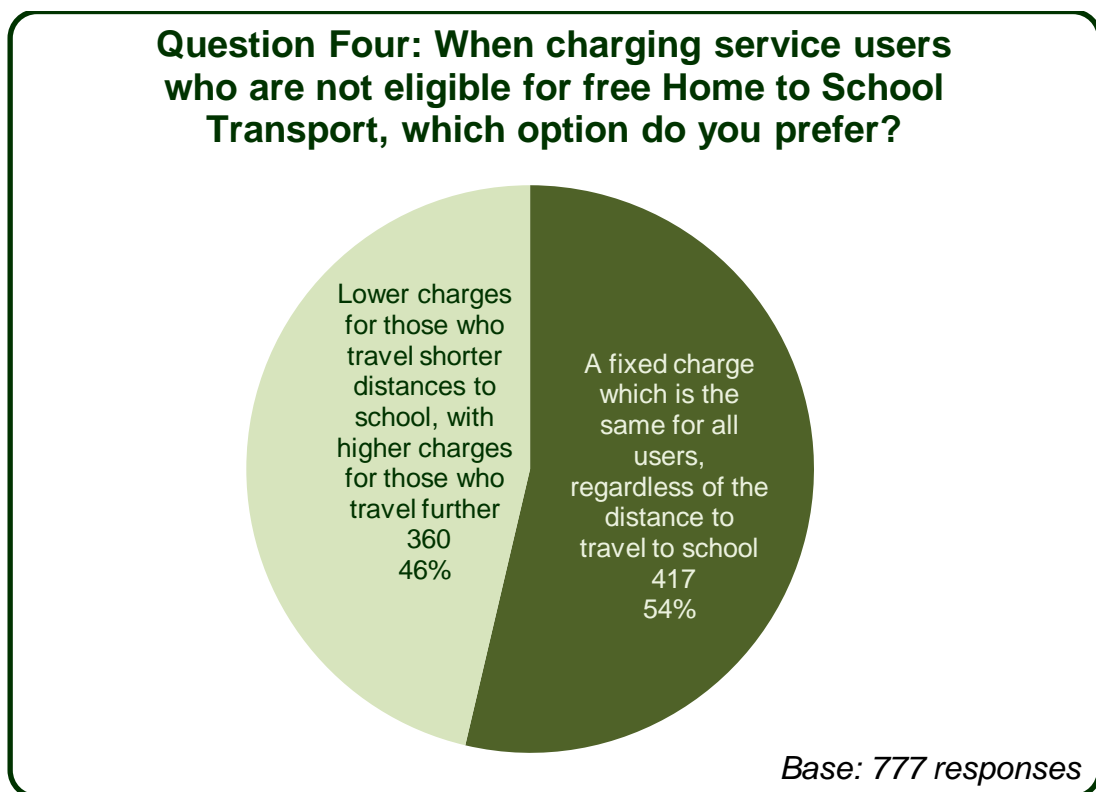
The consultation proposed that this charge would be tiered, based on the distance travelled, with the tiers as shown below:

Distance to travel	Annual charge
Up to 5 miles	£600
5.01 miles to 7.5 miles	£831
7.51 miles to 10 miles	£1,164
Over 10 miles	£1,330

Respondents were asked which of the following options they preferred:

- A fixed charge which is the same for all users, regardless of the distance to travel to school.
- Lower charges for those who travel shorter distances to school, with higher charges for those who travel further.

The chart below shows all responses, where there was a preference towards fixed charges:



The charts on the following two pages show how this view varies across different respondent types. Findings include:

- Both individuals and organisations showed a small preference for a fixed charge.
- Respondents aged between 35 and 54 prefer fixed charges, whereas other age groups tended to prefer variable charges.
- Males showed a slight preference to varied charges, in contrast with the views from females.
- Respondents with younger children showed a stronger preference for fixed charging than the average, whilst respondents without children preferred variable charges.
- Respondents who already receive transport, either free or paid for, preferred fixed charges, compared with respondents who do not receive transport, who preferred variable charges. Respondents who pay for transport have a particularly strong preference for fixed charges.
- Respondents from households which include children with Special Educational Needs or Disabilities preferred fixed charges, compared with respondents from households without children with these conditions who preferred variable charges.
- There was no clear pattern of preference based on the respondent's household income.

This suggests that those in receipt of transport, and those who may be eligible for it (based on age, whether anyone in their household was in receipt of transport, and whether they had children in their household with Special Educational Needs or Disabilities), would prefer fixed charges, whilst those who are less likely to be using transport prefer variable charges.

Question Four: When charging service users who are not eligible for free Home to School Transport, which option do you prefer?

All responses		54%	46%
<i>Respondent type</i>	Individuals	54%	46%
	Organisations	56%	44%
<i>Response format</i>	Online response form	54%	46%
	Online easy read response form	54%	46%
	Paper response form	*	
	Paper easy read response form	*	
<i>Age</i>	Under 16	*	
	16 to 24	*	
	25 to 34	43%	57%
	35 to 44	55%	45%
	45 to 54	56%	44%
	55 to 64	44%	56%
	65 to 74	64%	36%
	75 to 84	*	
	85 or over	*	
	Prefer not to say	60%	40%
<i>Gender</i>	Female	54%	46%
	Male	50%	50%
	Other	*	
	Prefer not to say	61%	39%
<i>Ethnicity</i>	White	53%	47%
	Mixed / Multiple ethnic groups	*	
	Asian / Asian British	55%	45%
	Black / African / Caribbean / Black British	*	
	Other ethnic group	*	
	Prefer not to say	57%	43%

Base: 777 responses

Key

All responses A fixed charge which is the same for all users, regardless of the distance to travel to school.

All responses Lower charges for those who travel shorter distances to school, with higher charges for those who travel further.

Please note: Where a category has fewer than ten responses, these figures are not shown in the break down due to issues of data accuracy, and to protect respondents' anonymity. The red asterisk symbol (*) is used to show

Question Four: When charging service users who are not eligible for free Home to School Transport, which option do you prefer?

All responses		54%	46%
<i>Child(ren) in household</i>	Aged 0 to 4	57%	43%
	Aged 5 to 8	51%	49%
	Aged 9 to 11	48%	52%
	Aged 12 to 15	54%	46%
	Aged 16 to 18	53%	47%
	None up to the age of 18	49%	51%
	Prefer not to say	66%	34%
	<i>Transport received</i>	Transport received for free	57%
Transport received for a charge		69%	31%
No transport received		45%	55%
Prefer not to say		64%	36%
<i>Child(ren)'s conditions</i>	Special Education Needs (SEN)	57%	43%
	A disability, illness, or mobility problem	61%	39%
	Neither of the above	49%	51%
	Prefer not to say	58%	42%
<i>Household income</i>	Up to £10,000	52%	48%
	£10,001 to £20,000	61%	39%
	£20,001 to £30,000	60%	40%
	£30,001 to £40,000	48%	52%
	£40,001 to £50,000	46%	54%
	£50,001 to £60,000	35%	65%
	£60,001 to £70,000	41%	59%
	£70,001 to £80,000	54%	46%
	£80,001 to £90,000	57%	43%
	£90,001 to £100,000	67%	33%
	£100,001 or over	45%	55%
	Don't know	50%	50%
	Prefer not to say	57%	43%

Base: 777 responses

Key

All responses A fixed charge which is the same for all users, regardless of the distance to travel to school.

All responses Lower charges for those who travel shorter distances to school, with higher charges for those who travel further.

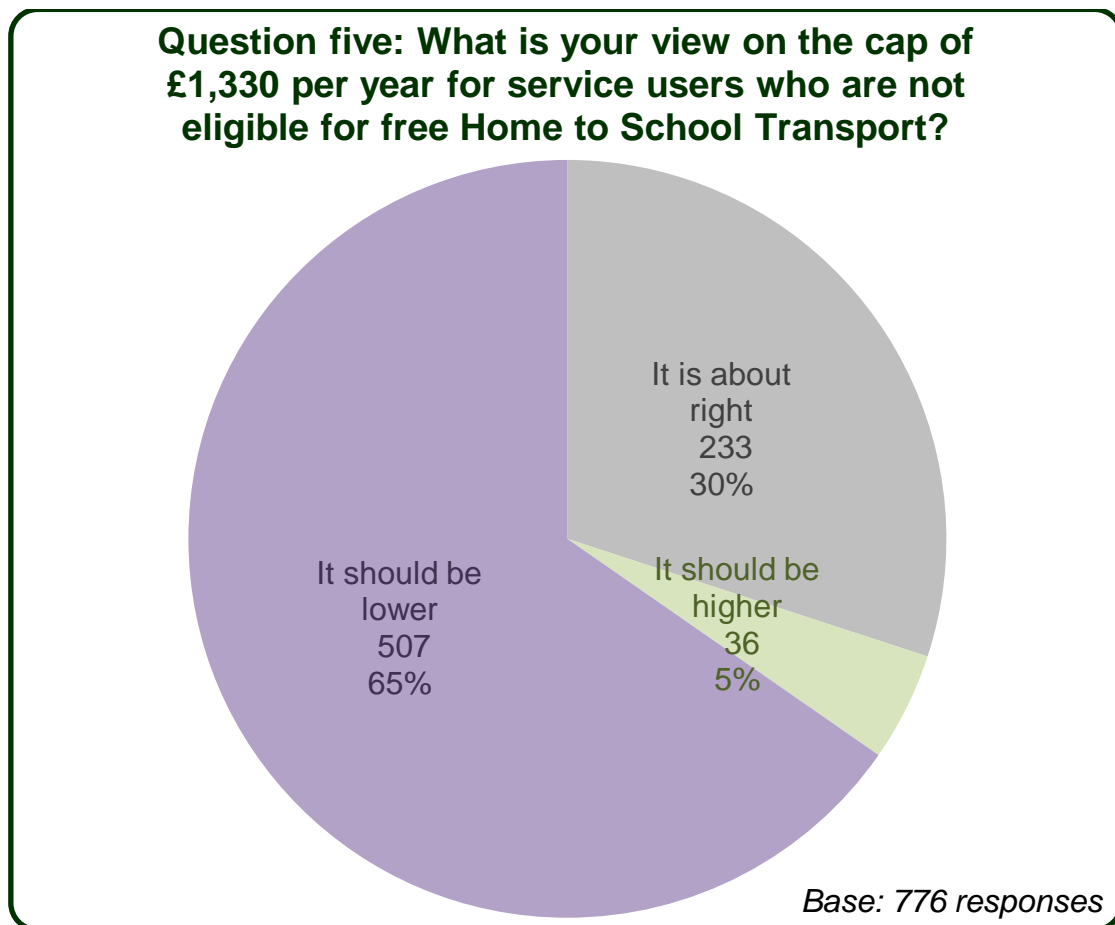
Please note: Where a category has fewer than ten responses, these figures are not shown in the break down due to issues of data accuracy, and to protect respondents' anonymity. The red asterisk symbol (*) is used to show

Caps for charges where transport is provided to those not eligible for free Home to School Transport

The County Council has proposed a cap of £1,330 per year for arranging transport for children and young people not eligible for free transport. Respondents were asked whether they felt this cap should be lower, was about right, or should be higher.

Overall the majority of respondents felt that this maximum charge should be lower, whilst about a third felt it was about right and a small proportion thought that it should be higher.

This is shown in the chart below:



The next two pages show how this view varies across the different types of respondents to the consultation. The findings from this are as follows:

- Organisations are evenly split between those which believed the proposed maximum charge should be lower, and those which believed the proposed maximum charge is about right.
- Across age groups the strongest view that the maximum charge should be lower than £1,330 was from those aged between 35 and 44 years, other age groups generally believing that the proposed maximum charge is too high, but to a lesser extent.
- There was not much difference between the views of female and male respondents.
- Respondents with children in their household were more likely to think the proposed maximum charge should be lower than those without children.
- Respondents from households receiving transport were more likely to think the proposed maximum charge should be lower than those not receiving transport.
- Respondents with children in their household with Special Educational Needs or Disabilities were more likely to think the proposed maximum charge should be lower than those without children with these conditions.
- There is a loose but noticeable correlation between household income and views on the proposed maximum charge, with respondents from lower income households more likely to believe that the charge should be lower than those from higher income households.

This suggests that those receiving transport or potentially eligible for it are more of the view that the proposed maximum charge is too high, compared with those who are less likely to be service users. In addition, the data suggests that those from higher income households are more agreeable to the proposed £1,330 maximum charge, although this greater level of agreement with the charge is only noticeable once households reach an income of around £40,000 per year.

Question five: What is your view on the cap of £1,330 per year for service users who are not eligible for free Home to School Transport?

All responses		65%	30%	5%
<i>Respondent type</i>	Individuals	66%	30%	5%
	Organisations	56%	41%	3%
<i>Response format</i>	Online response form	65%	30%	5%
	Online easy read response form	79%	18%	4%
	Paper response form *			
	Paper easy read response form *			
<i>Age</i>	Under 16 *			
	16 to 24 *			
	25 to 34	52%	39%	9%
	35 to 44	71%	25%	4%
	45 to 54	63%	32%	5%
	55 to 64	59%	38%	3%
	65 to 74	70%	20%	10%
	75 to 84 *			
	85 or over *			
	Prefer not to say	68%	24%	8%
<i>Gender</i>	Female	64%	32%	4%
	Male	65%	27%	7%
	Other *			
	Prefer not to say	79%	14%	7%
<i>Ethnicity</i>	White	65%	30%	5%
	Mixed / Multiple ethnic groups *			
	Asian / Asian British	80%	10%	10%
	Black / African / Caribbean / Black British *			
	Other ethnic group *			
	Prefer not to say	67%	29%	4%

Base: 776 responses

Key

All responses	} It should be lower
Views of this group of respondents	
All responses	} It is about right
Views of this group of respondents	
All responses	} It should be higher
Views of this group of respondents	

Please note: Where a category has fewer than ten responses, these figures are not shown in the break down due to issues of data accuracy, and to protect respondents' anonymity. The red asterisk symbol (*) is used to show where this is the case.

Question five: What is your view on the cap of £1,330 per year for service users who are not eligible for free Home to School Transport?

All responses		65%	30%	5%
<i>Child(ren) in household</i>	Aged 0 to 4	73%	23%	3%
	Aged 5 to 8	69%	28%	3%
	Aged 9 to 11	68%	30%	3%
	Aged 12 to 15	64%	32%	4%
	Aged 16 to 18	65%	30%	5%
	None up to the age of 18	56%	35%	9%
	Prefer not to say	61%	31%	8%
<i>Transport received</i>	Transport received for free	73%	26%	2%
	Transport received for a charge	80%	20%	0%
	No transport received	56%	38%	6%
	Prefer not to say	79%	21%	0%
<i>Child(ren)'s conditions</i>	Special Education Needs (SEN)	71%	26%	2%
	A disability, illness, or mobility problem	74%	24%	1%
	Neither of the above	63%	32%	5%
	Prefer not to say	67%	30%	3%
<i>Household income</i>	Up to £10,000	75%	22%	3%
	£10,001 to £20,000	70%	23%	6%
	£20,001 to £30,000	71%	22%	8%
	£30,001 to £40,000	68%	29%	3%
	£40,001 to £50,000	56%	38%	5%
	£50,001 to £60,000	60%	28%	12%
	£60,001 to £70,000	59%	38%	3%
	£70,001 to £80,000	57%	43%	0%
	£80,001 to £90,000	65%	35%	0%
	£90,001 to £100,000	50%	42%	8%
	£100,001 or over	47%	51%	2%
	Don't know	73%	27%	0%
	Prefer not to say	67%	29%	4%

Base: 776 responses

Key

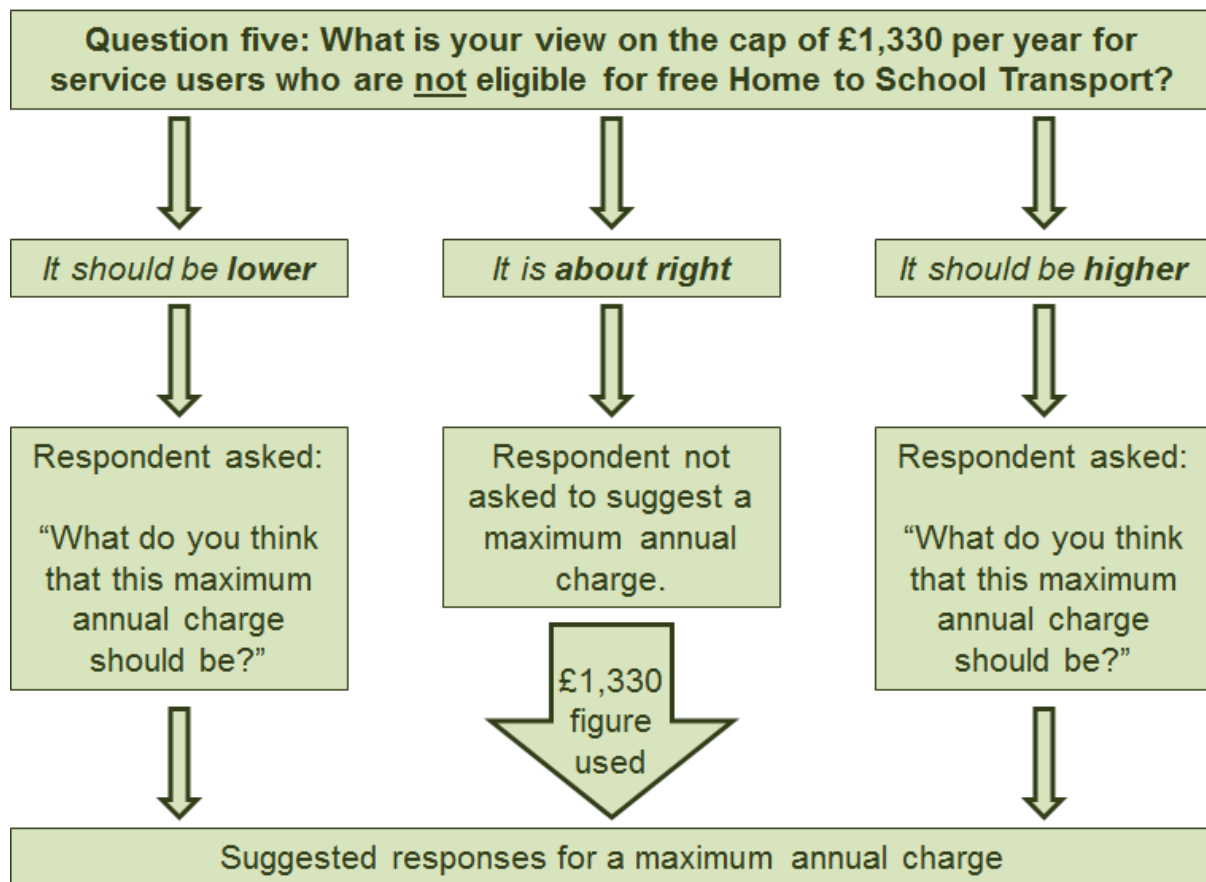
All responses	}	It should be lower
Views of this group of respondents		
All responses	}	It is about right
Views of this group of respondents		
All responses	}	It should be higher
Views of this group of respondents		

Please note: Where a category has fewer than ten responses, these figures are not shown in the break down due to issues of data accuracy, and to protect respondents' anonymity. The red asterisk symbol (*) is used to show where this is the case.

Respondents' suggestions for caps for charges where transport is provided to those not eligible for free Home to School Transport

Question five asked respondents "What is your view on the cap of £1,330 per year for service users who are not eligible for free Home to School Transport?". They were given three options for their answer: 'It should be lower', 'It is about right', and 'It should be higher'. In order to quantify their views on a maximum charge, it was assumed that those answering 'It is about right' would suggest a maximum charge of £1,330, whilst those responding that the charge should be lower or higher were asked to suggest a maximum charge that they felt was more suitable.

This process for questioning is illustrated below:



Respondents providing their own suggested maximum charge gave a wide variety of suggestions, ranging from the view that there should be no charge under any circumstances to some responses suggesting annual charges of over £10,000 per year.

The median average was calculated, to avoid disproportionately high numbers from impacting on the average as would happen if the mean average was used.

The median average suggestion for a maximum annual charge was £900. The lower and upper quartiles (so the range in which half of suggestions lay) were £500 and £1,330 respectively.

The charts on the next two pages show analysis of the suggestions for the maximum annual charge, broken down by the different groups that responded. Key findings include:

- On average, organisations believe that the maximum annual charge should be £1,170, compared with individuals who believe on average that it should be £900.
- Respondents using the easy read response form (which was provided to support responses from those with learning difficulties) suggested, on average, the lowest maximum annual charge (£550), with half of respondents suggesting a figure between £100 and £1,083 per year.
- On average, respondents aged 35 to 54 years believe that the maximum annual charge should be under £900, whilst all other age groups believed that the maximum annual charge should be higher than £1,000.
- Respondents with children aged up to four years in their household believed that the maximum annual charge should be £700, with other respondents with children suggesting, on average, a figure of £900 or below. Respondents without children in their household believed on average that the maximum annual charge should be £1,140.
- Respondents from households which receive transport (either for free or paid for) believed on average that the maximum annual charge should be £700, whilst those from households which do not receive transport believed on average that the maximum annual charge should be £1,200.
- Respondents from households with children with Special Educational Needs believed on average that the maximum annual charge should be £800, and respondents from households which have a child with a disability, illness, or mobility problem believed on average that the maximum charge should be £600. Respondents from households without children with these conditions believed on average that the maximum annual charge should be £800.
- When looking at household income, amongst the income bands up to £30,000 per year respondents believed that the maximum annual charge should be between £600 and £750. From the income bands higher than £40,000 per year, on average most respondents believed that the maximum annual charge should be £1,000 or higher (with the exception being £80,001 to £90,000, which believed the maximum annual charge should be £650).

As noted in previous questions' responses, the groups most likely to be impacted by changes to transport policies prefer charges to be capped at a lower level, whilst those less likely to use Home to School and Post-16 Transport generally prefer a higher level of charging. Despite this, those on higher incomes tend to suggest higher maximum charges than those on lower incomes. In addition, organisations tend to prefer higher maximum charges than individuals.

What do you think that the maximum annual charge should be?

		Lower quartile	Median average	Upper quartile
All responses		£500	£900	£1,330
<i>Respondent type</i>	Individuals	£500	£900	£1,330
	Organisations	£600	£1,170	£1,330
<i>Response format</i>	Online response form	£500	£940	£1,330
	Online easy read response form	£100	£550	£1,083
	Paper response form	*		
	Paper easy read response form	*		
<i>Age</i>	Under 16	*		
	16 to 24	*		
	25 to 34	£600	£1,330	£1,330
	35 to 44	£500	£800	£1,330
	45 to 54	£600	£900	£1,330
	55 to 64	£600	£1,140	£1,330
	65 to 74	*		
	75 to 84	*		
	85 or over	*		
	Prefer not to say	£575	£1,165	£1,330
<i>Gender</i>	Female	£535	£1,000	£1,330
	Male	£500	£750	£1,330
	Other	*		
		Prefer not to say	£600	£850
<i>Ethnicity</i>	White	£500	£900	£1,330
	Mixed / Multiple ethnic groups	*		
	Asian / Asian British	*		
	Black / African / Caribbean / Black British	*		
	Other ethnic group	*		
		Prefer not to say	£500	£1,000

Base: 658 responses

Please note: Where a category has fewer than ten responses, these figures are not shown in the break down due to issues of data accuracy, and to protect respondents' anonymity.

The red asterisk symbol (*) is used to show where this is the case.

What is your view on the cap of £1,330 per year for service users who are not eligible for free Home to School Transport?

		Lower quartile	Median average	Higher quartile
All responses		£500	£900	£1,330
<i>Child(ren) in household</i>	Aged 0 to 4	£500	£700	£1,330
	Aged 5 to 8	£500	£800	£1,330
	Aged 9 to 11	£500	£800	£1,330
	Aged 12 to 15	£570	£866	£1,330
	Aged 16 to 18	£600	£900	£1,330
	None up to the age of 18	£600	£1,140	£1,330
	Prefer not to say	£950	£1,330	£1,330
<i>Transport received</i>	Transport received for free	£500	£700	£1,330
	Transport received for a charge	£570	£700	£1,100
	No transport received	£600	£1,200	£1,330
	Prefer not to say	£575	£650	£1,330
<i>Child(ren)'s conditions</i>	Special Education Needs (SEN)	£500	£800	£1,330
	A disability, illness, or mobility problem	£500	£600	£1,330
	Neither of the above	£500	£800	£1,330
	Prefer not to say	£500	£950	£1,330
<i>Household income</i>	Up to £10,000	£500	£700	£1,330
	£10,001 to £20,000	£500	£750	£1,330
	£20,001 to £30,000	£500	£600	£1,330
	£30,001 to £40,000	£600	£900	£1,330
	£40,001 to £50,000	£600	£1,170	£1,330
	£50,001 to £60,000	£800	£1,000	£1,330
	£60,001 to £70,000	£600	£1,000	£1,330
	£70,001 to £80,000	£775	£1,100	£1,330
	£80,001 to £90,000	£500	£650	£1,330
	£90,001 to £100,000	£500	£1,115	£1,330
	£100,001 or over	£755	£1,330	£1,330
	Don't know	*		
	Prefer not to say	£500	£900	£1,330

Base: 658 responses

Please note: Where a category has fewer than ten responses, these figures are not shown in the break down due to issues of data accuracy, and to protect respondents' anonymity.

The red asterisk symbol (*) is used to show where this is the case.

Respondents' views on the impacts of proposals to changes to Home to School and Post-16 Transport

Respondents were asked to explain how the proposals would impact them or their organisations or groups. A summary of the 602 responses submitted is below:

Question Six: Please describe what, if any, impact the proposals set out in this consultation could have on you (or your organisation or group).	
	The proposals would cause financial pressure , or the loss of the respondent's job (113 responses)
	There would be an impact on the parent/carer of disabled child(ren), such as their respite time, time spent with other children or travel routine (111 responses)
	There would be issues for disabled young people in post-16 education, such as their access to specialist education, their wellbeing, and the distance they would need to walk (108 responses)
	There would be an impact on children aged eight years or over , specifically unsafe walking routes, longer walking distances, disrupted travel plans and creating barriers to education (108 responses)
	There would be an impact on traffic , increasing congestion and pollution (106 responses)
	There would be an impact on disabled children, particularly of school age , including risks of dangerous routes to school (89 responses)
	There would be no impact on the respondent, or on their organisation or group (67 responses)
	There would be an impact on disabled children of nursery age , where they may miss out on early education or there may be an effect on their development (58 responses)
	There was mention of an impact on a specific school and/or its users (49 responses)
	There would be an impact on young children aged four to five years , including access to early education, walking distance to school, and risks of dangerous routes (25 responses)
	There would be an impact on the respondent's job , such as their working hours or shift patterns (12 responses)

Images provided by www.flaticon.com












Base: 602 responses

The infographic below shows the **three** most common messages being submitted by different groups, broken down by the four household characteristics of the respondents:

- Age of children in the household
- Whether there are any children with Special Educational Needs and/or Disabilities in the household
- Whether the household receives transport
- The respondent's household income

Question Six: Please describe what, if any, impact the proposals set out in this consultation could have on you (or your organisation or group).

The three most common responses for each group are indicated below

												
		A	B	C	D	E	F	G	H	I	J	K
What are the ages of any child(ren) in the household?	0 to 4	•			•	•						
	5 to 8	•			•	•						
	9 to 11	•			•	•						
	12 to 15	•	•	•								
	16 to 18	•	•	•								
	No children			•				•	•			
Any child(ren) with SEND in household?	Yes		•	•			•					
	No	•			•	•						
What is the annual household income?	Up to £20,000		•	•			•					
	£20,001 to £50,000	•	•	•								
	£50,001 to £80,000	•		•	•	•						
	£80,001 or higher					•	•	•				
Does the household receive transport?	Yes	•			•	•						
	No	•				•		•				

Images provided by www.flaticon.com Base: 602 responses

Key to the categories in the infographic above:



- A.** The proposals would cause financial pressure, or the loss of the respondent's job
- B.** There would be an impact on the parent/carer of disabled child(ren)
- C.** There would be issues for disabled young people in Post-16 education
- D.** There would be an impact on children aged eight years or over
- E.** There would be an impact on traffic
- F.** There would be an impact on disabled children
- G.** There would be no impact on the respondent, or on their organisation or group
- H.** There would be an impact on disabled children of nursery age
- I.** There was mention of an impact on a specific school and/or its users
- J.** There would be an impact on young children aged four to five years
- K.** There would be an impact on the respondent's work pattern

Key messages from different respondent groups on the expected impacts are as follows:

- Respondents from **households receiving transport** were most likely to describe the impacts on their finances/job security, the impacts on children aged eight years and over, and the impacts on traffic.
- Respondents from **households with young children** (up to 11 years old) see themselves mostly impacted financially or in terms of job security, with concerns about the impacts on children aged eight years and over and any increased traffic.
- Respondents from **households with older children** and young people up to 18 years old see the impacts largely being financial or risk to employment, as well as there being impacts on the parent/carer of affected children and on disabled young people in Post-16 education.
- Respondents from **households without children** anticipate impacts on disabled children and young people in both nursery and Post-16 education, whilst not expecting any impact on themselves.
- Respondents from **households with children with Special Educational Needs and/or Disabilities** are most concerned about impacts on parents/carers, impacts on disabled children, and disabled young people in Post-16 education.
- Respondents from **households without children with Special Educational Needs and/or Disabilities** most frequently mentioned financial or job security pressures from the proposals, impacts on children aged eight years or over, and increases in traffic.
- Respondents from **households with incomes up to £20,000** are most concerned about impacts on parents and carers, impacts on disabled children and disabled young people in Post-16 education.
- Respondents from **households with incomes between £20,001 and £50,000** per year most frequently were particularly concerned with financial and job security impacts, impacts on parents and carers, and impacts on disabled young people in Post-16 education.
- Respondents from **households with incomes between £50,001 and £80,000** per year most frequently were particularly concerned with financial and employment impacts, the impacts on children aged eight and over, the impacts on disabled young people in Post-16 education, and the impacts on traffic.
- Respondents from **households with higher incomes** (over £80,000) most frequently thought that there will be no direct impact on themselves, as well as describing concerns about traffic and the impact on disabled children.
- The **impact on peoples' finances and risk to their job** was the most commonly mentioned impact overall, and amongst most groups. However, this was not one of the most frequent impacts mentioned by respondents without children in their household, or from households on incomes up to £20,000 or over £80,000.
- There were also six comments from respondents relating to the arrangements for the **Ancells Farm estate in Fleet**. There were particular concerns that, should the existing school bus to Velmead Junior School be withdrawn, there may be risks to child safety and increases in congestion in the area.

Respondents' further comments and alternative suggestions on how the County Council could save £1.54 million from its Children's Services budget

Respondents were asked to provide any further comments or suggestions on how to make savings to the Children's Services budget. The 427 responses are summarised below:

Question Seven: If you have any further comments on the proposals in this consultation, or alternative suggestions on how the County Council could save £1.54 million from its Children's Services budget, then please provide these.	
	Internal service costs should be reduced (such as management, staffing and admin) to find savings (81 responses)
	There should not be any cuts (78 responses)
	Funds should be raised by other means, such as selling assets, using reserves, and raising Council Tax (53 responses)
	Other services or contracts should be cut (51 responses)
	Service costs should be reduced by focusing resources on the most vulnerable and reducing contract costs with suppliers (47 responses)
	There were comments about charging, including support for fixed charging and protecting vulnerable families from charges (44 responses)
	There should be eligibility criteria for transport, for example related to whether transport is being given to catchment schools and means testing based on household income (42 responses)
	There should be more partnership working, for example shared transport schemes and involving schools in arranging and funding transport (37 responses)
	Central Government should provide more funding (34 responses)
	There should be an improved school offer, including more mainstream and more special schools (22 responses)
	There was not enough information to provide a response (20 responses)
	The respondent agreed with the proposals (7 responses)

Images provided by www.flaticon.com Base: 427 responses

The infographic below shows the **three** most common messages being submitted by different groups, broken down by the four household characteristics of the respondents:

- Age of children in the household
- Whether there are any children with Special Educational Needs or Disabilities in the household
- Whether the household receives transport
- The respondent's household income

Question Seven: If you have any further comments on the proposals in this consultation, or alternative suggestions on how the County Council could save £1.54 million from its Children's Services budget, then please provide these.

The three most common responses for each group are indicated below

		A	B	C	D	E	F	G	H	I	J	K	L
What are the ages of any child(ren) in the household?	0 to 4	•	•		•								
	5 to 8	•			•	•							
	9 to 11	•	•		•								
	12 to 15	•	•		•								
	16 to 18	•	•		•		•						
	No children	•						•	•				
Any child(ren) with SEND in household?	Yes	•	•	•									
	No	•	•		•								
What is the annual household income?	Up to £20,000		•			•			•				
	£20,001 to £50,000	•	•				•						
	£50,001 to £80,000	•	•					•					
	£80,001 or higher	•		•	•								
Does the household receive transport?	Yes	•	•		•								
	No	•			•			•					

Images provided by www.flaticon.com Base: 427 responses

Key to the categories in the infographic above:

- A.** Internal service costs should be reduced
- B.** There should not be any cuts
- C.** Funds should be raised by other means
- D.** Other services or contracts should be cut
- E.** Service costs should be reduced
- F.** Comments about charging
- G.** There should be eligibility criteria for transport
- H.** There should be more partnership working
- I.** Central Government should provide more funding
- J.** There should be an improved school offer
- K.** There was not enough information to provide a response
- L.** The respondent agreed with the proposals

Key messages from different respondent groups on alternative suggestions are as follows:

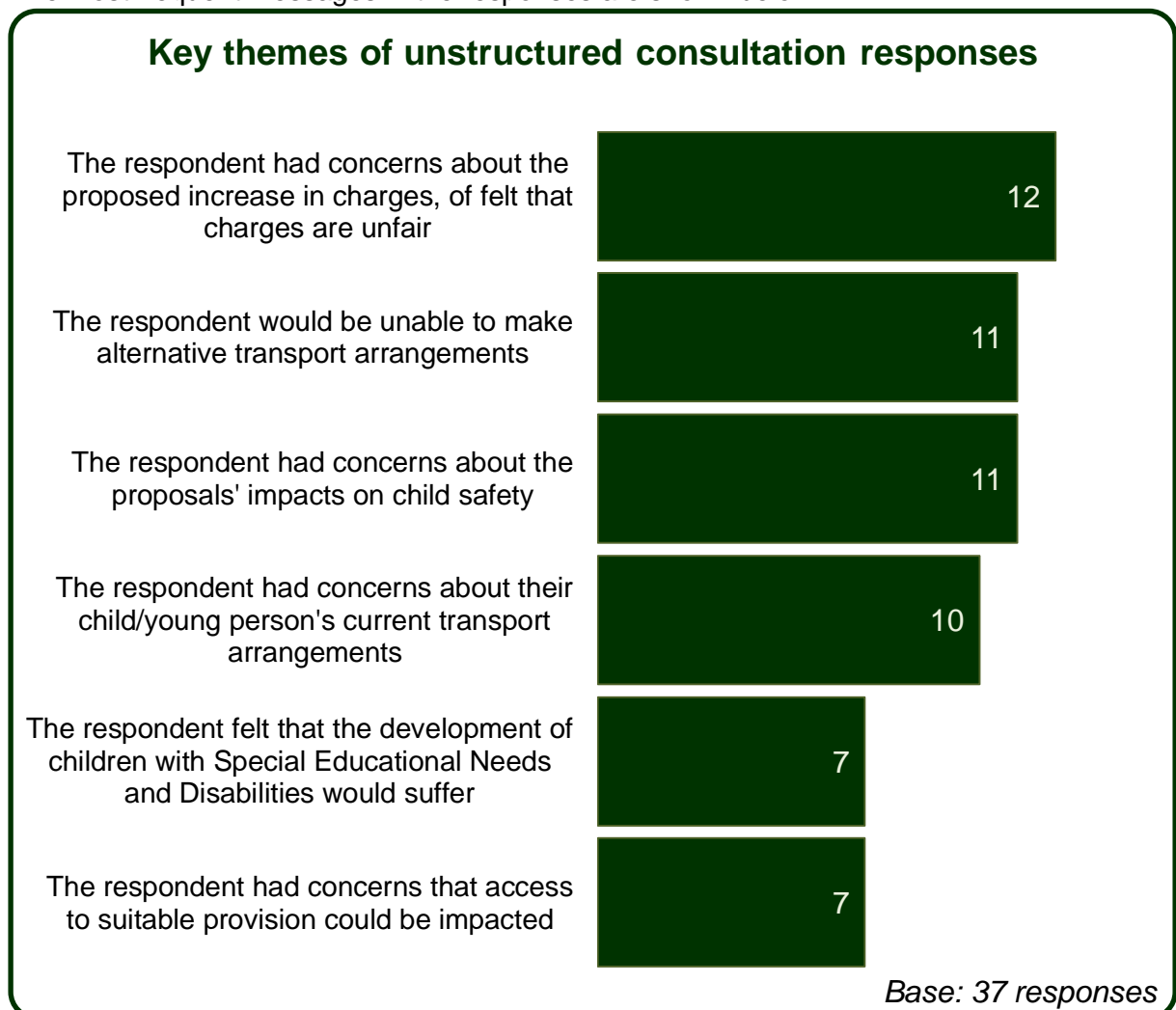
- Respondents from **households with younger children** (up to the age of 11) were most likely to suggest that there should be no cuts to transport, that the Council should reduce internal costs, and that other services should be cut instead.
- Respondents from **households with older children and young people** (aged 12 to 18) were most likely to suggest that the Council should make internal savings, that other services should be cut instead, and that there should not be any cuts to transport services.
- Respondents from **households without children** most frequently suggest the Council makes internal cuts, that there should be eligibility criteria for transport, and that there should be more partnership working to make savings.
- Respondents from **households with children with Special Educational Needs and/or Disabilities** were most likely to suggest the internal service costs should be reduced, that there should be no cuts to transport services, and that the Council should raise funds by other means (such as selling assets, using reserves, and raising Council Tax).
- Respondents from **households on incomes up to £20,000** believe that there should not be cuts to transport, that service costs should be reduced (by prioritising the most vulnerable and renegotiating contracts), and that there should be more partnership working.
- Respondents from **households with incomes between £20,001 and £50,000** per year most frequently suggested that the Council should cut internal costs, that transport should not be cut, and that charging should be fixed or not levied on lower income households.
- Respondents from **households with incomes between £50,001 and £80,000** per year most frequently suggested that the Council should cut internal costs, that transport should not be cut, and that there should be eligibility criteria for transport.
- Respondents from **households with higher incomes** (over £80,000) most frequently suggested that the Council should cut internal service costs, that the Council should raise funds by other means (such as selling assets, using reserves, and raising Council Tax), and that cuts should be made to other services instead.
- Respondents from **households receiving transport** believed that the Council should make internal cuts, that there should not be cuts to transport, and that other services should be cut instead.
- Respondents from **households not receiving transport** believed that the Council should make internal cuts, that other services should be cut instead, and that there should be eligibility criteria for transport to help make savings.
- The most popular suggestion was that the **Council should make internal cuts to save money**, and was one of the most popular amongst all groups except respondents from households of up to £20,000 per year.

Responses which were not submitted through the response form

Whilst the response form was the main channel for those giving their views on the consultation, 37 letters and emails were submitted in relation to the proposed changes to Home to School and Post-16 Transport. A summary of these 'unstructured' responses is below:

- 32 of the submissions were personal responses, whilst five were on behalf of organisations (a full list of the organisations which responded to the consultation is included in Appendix Two).
- 19 of the respondents stated that they disagreed with the County Council's proposals to change its offer for Home to School and Post-16 Transport, whilst 18 did not openly state a view either way.
- Ten of the submissions were asking questions about the proposals and about the possible impacts on their circumstances, which were followed up by Children's Services. Three of the submissions were requesting copies of the consultation information pack and response form in paper format, which were posted as directed.

The most frequent messages in the responses are shown below:



In addition to these messages, respondents submitting their views via email also expressed the following views:

- The respondent had concerns about the proposals' impacts on local congestion (6 responses)
- The respondent felt that they would be unable to keep their job if they needed to transport their child to school (5 responses)
- Respondent was confused about the proposals (4 responses)
- The respondent had concerns about the impacts of other cuts to services (4 responses)
- The respondent had a query about, or an issue with, the consultation process or documentation (3 responses)
- The respondent felt that new application processes could be stressful for families (3 responses)
- The respondent proposed means testing of any charges (2 responses)
- The respondent suggested that savings should be found elsewhere (1 response)
- The respondent felt that there is not sufficient public transport available (1 response)
- The respondent felt that children with Special Educational Needs and/or Disabilities would be particularly disadvantaged (1 response)
- The respondent had concerns about the impacts of the proposals on School Escorts (1 response)
- The respondent felt that education providers may suffer if children can not get to school easily (1 response)

As part of the consultation process, the County Council engaged with members of the public and education providers to give them an opportunity to ask questions and find out more about the proposals. These took the form of face-to-face meetings with groups, and some virtual meetings using video- and telephone-conference tools.

The virtual meetings were open, to allow as wide a range of participants as necessary to take part. Their purpose was to ensure that members of the public and education providers had a chance to ask questions on the proposals to support them to provide informed responses to the consultation.

These sessions were not focus groups, and were not structured to collect views from respondents on the consultation proposals. Their purpose was to ensure that participants could ask a representative of the County Council for more information on the proposals.

However, themes of the questions and discussions from the groups were noted and these are summarised below:

- Some participants felt that the proposals would be discriminatory to those with children or young people with Special Educational Needs and/or Disabilities, as the costs of their transport are higher than for children and young people without these conditions, and suggestions that a cap could be based on the cost for a child or young person without such conditions.
- Some parents and carers were concerned that existing arrangements might be affected by these proposals, and were reassured that this would not happen unless there were to be a change in the individual's circumstances (such as moving house, changing school, etc).
- There was particular concern about how the proposals would impact the existing travel arrangements for Ancells Farm residents attending Velmead Junior School.
- There were some suggestions that minibus routes could be re-ordered to reduce travel time and the cost of running the service.
- There were concerns that there may be additional administrative costs with the introduction of the proposals, which may reduce the level of savings generated.
- Some parents and carers were concerned that children and young people are being impacted by cuts being made to different services at the same time.
- Parents and carers felt that there should be more flexibility in the sources of evidence for eligibility to transport than social workers and doctors.
- There was a view from some parents and carers that there was not enough engagement with stakeholders as part of the consultation process.

Conclusions

Respondents' agreement and preferences of the five proposals

None of the five proposals was agreed with by a majority of respondents. However, fewer than half of respondents disagreed with the proposal to charge where transport is provided as an exception to policy. When asked to select their most preferred proposal, the ranking of the proposals from most often preferred to least often preferred was:

Most preferred: To charge where transport is provided as an exception to policy (38%)

Second most preferred: To only provide Home to School Transport once a child reaches compulsory school age from September 2019 (21%)

Third most preferred: To stop providing new Home to School Transport to children with Special Educational Needs and/or Disabilities attending nursery placements from September 2018 (15%)

Fourth most preferred: To implement the revised walking distance from two miles to three miles on a child's eighth birthday from September 2018 (15%)

Least preferred: To remove the automatic right to Post-16 Transport for new placements from September 2018 (11%)

Organisations' and groups' views compared with individuals'

- The proposal to only provide Home to School Transport once a child reaches compulsory school age from September 2019 showed higher levels of agreement amongst organisations and groups than individuals.
- Organisations and groups were more likely than individuals to agree with the proposal to implement the revised walking distance from two miles to three miles on a child's eighth birthday from September 2018, and ranked it higher than individuals when asked to select their most preferred proposal.
- The proposal to charge where transport is provided as an exception to policy showed higher levels of agreement amongst organisations and groups than individuals.
- There was no noticeable difference in views on whether fixed or variable charges are preferred between Organisations, groups and individuals.
- Organisations and groups more than individuals likely to agree that £1,330 annual charge cap would be about right, with a median proposed charge of £1,170 per year by organisations and groups compared with £900 by individuals.

The views of respondents from households with children up to the age of 18

- These respondents were more likely to disagree with proposals affecting children of the same age as those in their household, or due to affect them in coming years. For example, respondents from households with children aged 0-8 were more likely to disagree with the proposal to implement the revised walking distance from two miles to three miles on a child's eighth birthday from September 2018.
- Respondents from households with younger children more likely to agree with the proposal to remove the automatic right to Post-16 Transport for new placements from September 2018 than those with older children.
- There was a general preference in this group towards fixed charging, with the exception of those from households with children aged 9-11 years who slightly preferred variable charging.
- Respondents from households with younger child(ren) in the household feel the proposed cap for charges should be lower, with respondents from households older children believing it should be higher.
- Households with younger children were largely concerned about financial and employment impacts, increases in traffic, impacts on children up to eight years and impacts on carers. Older children households were more concerned about impacts on P16 with Disabilities.
- Generally oppose cuts and think that costs should be reduced internally at HCC, or by cutting other services.

The views of respondents from households receiving transport

- Where respondents are in households that are receiving transport for free, they are more likely than average to oppose all the proposals put forward.
- Where transport is received but paid for, respondents were less likely to disagree with proposed changes to children of nursery and school age, but more likely than average to disagree with proposed changes to Post-16 Transport and charging for exceptions to transport policy.
- These respondents agree with fixed charging more strongly than the average respondent, especially those from households which are paying for transport.
- There was a view from this group that a £1,330 cap on charges would be too high, with an average suggested cap of £700.
- This group expect the greatest impacts to be to their finances and employment, impacts on traffic and impacts on children aged 8 years or over.

The views of respondents from households with children with Special Educational Needs and/or Disabilities

- This group generally opposed all the proposals. Where the proposals would not directly impact children or young people with SEND their view was usually in line with the average. For proposals which would directly impact children or young people with SEND they more strongly opposed the proposals.
- This group preferred fixed charging more strongly than the average of all responses, and felt that the proposed cap of £1,330 would be too high. They generally believed that the cap should be between £600 and £800, with respondents from households with disability, illness, or mobility issues suggesting lower values.
- This group expected the greatest impacts of these policies to be related to their finances and employment, as well as impacts on parents/carers and impacts on disabled children.

The views of respondents from households with different incomes

- Support for the proposals tended to be higher amongst respondents from household with incomes of around £30,001 to £80,000, with higher disagreement amongst households with incomes above or below this band.
- Households with **incomes up to £30,000** per year were **more likely to disagree** with the proposed change to transport for children with Special Educational Needs and/or Disabilities attending nursery placements, the proposed change to Post-16 Transport, and proposed changes to charging.
- Households with **incomes from £30,001 to £80,000** per year were **more likely to agree** with the proposed change to transport for children with Special Educational Needs and/or disabilities attending nursery placements, the proposal to implement the revised walking distance from the child's eighth birthday, the proposed change to Post-16 Transport, and proposed changes to charging.
- Households with **incomes over £80,000** per year were **less likely to agree** with the proposed change to transport for children with Special Educational Needs and/or Disabilities attending nursery placements, to only provide Home to School Transport once a child reaches compulsory school age and the proposal to implement the revised walking distance from the child's eighth birthday. However, they were **more likely to agree** with the proposed change to Post-16 Transport, and proposed changes to charging.
- Households with incomes between £30,001 to £70,000 generally prefer variable charging, as do those earning over £100,000 per year, with other income bands generally preferring fixed charges.
- As household incomes rise respondents tend to be more agreeable to higher caps on charging (with the exception of households earning £80,001 to £90,000 which suggest a lower cap of £650 on average).
- Lower and higher income households have less concern about finances and job security, which is one of the most commonly reported expected impacts for households earning between £20,001 and £80,000 per year.
- Households on incomes up to £20,000 per year see the greatest impacts as being to children with disabilities and impacts on parents and carers.
- Households on incomes over £80,000 see the greatest impacts on them as being to traffic and the impacts on the lives of disabled children.

5. Appendices

Appendix One: Consultation response form

Consultation on proposed changes to
Home to School and Post-16 Transport



Hampshire
County Council

Consultation response form

Introduction

Hampshire County Council is seeking residents' and stakeholders' views on proposals to change its offer of Home to School Transport and Post-16 Transport to continue to meet the statutory requirement but to limit any discretionary provision.

The proposals covered in this consultation are described in detail in the information pack available at <https://www.hants.gov.uk/aboutthecouncil/haveyoursay/consultations/hometoschooltransport>. It is recommended that you read this information pack before you respond to this consultation.

It is important to the County Council that the views of all those who may be affected by the proposals, including the children and young people, and their families and carers are carefully considered. It is important to the County Council that the views of the children and young people, and their families and carers, who may be affected by the proposals, are carefully considered; as well as feedback from Hampshire residents and other interested stakeholders.

The findings from this consultation will be published and presented to the Executive Lead Member for Children's Services later in 2018. Feedback will help to inform any decision by the County Council on the proposed changes to the Home to School Transport Service and Post-16 Transport Service.

The consultation is open from midday on Tuesday 16 January 2018 and closes at 23:59pm on Tuesday 13 March 2018. Please note that any responses received after this date will not be included in the findings report.

Data Protection Statement

Hampshire County Council adheres to the requirements of the UK Data Protection Act 1998. Hampshire County Council is registered on the public register of data controllers which is looked after by the Information Commissioner. Under the Data Protection Act the information you have provided in this questionnaire will only be used to understand views on the proposals set out in this consultation. All individuals' responses will be kept confidential and will not be shared with third parties, but responses from organisations may be published in full. Responses will be stored securely and retained for one year following the end of the consultation before being deleted or destroyed.

When you have completed this paper response form, please return it in the Freepost envelope provided. If you do not have a Freepost envelope, please post your response to **Freepost HAMPSHIRE**. You do not need to attach a stamp to the envelope. Please do not write anything else on the front of the envelope. On the back of the envelope, please write **PPO Transport Consultation**.

The Response Form is available easy read, large print, audio and Braille formats. To obtain an alternative format, or if you have any queries about this consultation, phone 0300 555 1384 or email insight@hants.gov.uk.

Consultation on proposed changes to Home to School and Post-16 Transport



Consultation questions

The questions on this page and the next page are about the proposals described earlier in this questionnaire, and on pages 7 to 13 of the information pack which can be found at <https://www.hants.gov.uk/aboutthecouncil/haveyoursay/consultations/hometoschooltransport>.

Question One: To what extent do you agree or disagree with the following proposals?

	Strongly disagree	Disagree	Neither agree nor disagree	Agree	Strongly agree	Don't know
Children with Special Educational Needs and/or disabilities attending nursery placements: To stop providing new Home to School Transport to children with Special Educational Needs and/or disabilities attending nursery placements from September 2018	<input type="checkbox"/>	<input type="checkbox"/>	<input type="checkbox"/>	<input type="checkbox"/>	<input type="checkbox"/>	<input type="checkbox"/>
Children under compulsory school age: To only provide Home to School Transport once a child reaches compulsory school age from September 2019	<input type="checkbox"/>	<input type="checkbox"/>	<input type="checkbox"/>	<input type="checkbox"/>	<input type="checkbox"/>	<input type="checkbox"/>
Children aged eight: To implement the revised walking distance from two miles to three miles on a child's eighth birthday from September 2018	<input type="checkbox"/>	<input type="checkbox"/>	<input type="checkbox"/>	<input type="checkbox"/>	<input type="checkbox"/>	<input type="checkbox"/>
Post-16 students with an Education, Health and Care Plan or Disability: To remove the automatic right to Post-16 Transport for new placements from September 2018	<input type="checkbox"/>	<input type="checkbox"/>	<input type="checkbox"/>	<input type="checkbox"/>	<input type="checkbox"/>	<input type="checkbox"/>
Transport provided as an exception to policy: To charge where transport is provided as an exception to policy	<input type="checkbox"/>	<input type="checkbox"/>	<input type="checkbox"/>	<input type="checkbox"/>	<input type="checkbox"/>	<input type="checkbox"/>

Consultation on proposed changes to Home to School and Post-16 Transport



Hampshire
County Council

Question Two: Of the proposals in this consultation, which one is your least preferred and which is your most preferred? *(Please only select one option in each column)*

	Least preferred	Most preferred
Children with Special Educational Needs attending nursery placements: To stop providing new Home to School Transport to children with Special Educational Needs and/or disabilities attending nursery placements from September 2018	<input type="checkbox"/>	<input type="checkbox"/>
Children under compulsory school age: To only provide Home to School Transport once a child reaches compulsory school age from September 2019	<input type="checkbox"/>	<input type="checkbox"/>
Children aged eight: To implement the revised walking distance from two miles to three miles on a child's eighth birthday from September 2018	<input type="checkbox"/>	<input type="checkbox"/>
Post-16 students with an Education, Health and Care Plan or Disability: To remove the automatic right to Post-16 Transport for new placements from September 2018	<input type="checkbox"/>	<input type="checkbox"/>
Transport provided as an exception to policy: To charge where transport is provided as an exception to policy	<input type="checkbox"/>	<input type="checkbox"/>

The questions on the next three pages are about the proposals to charge for transport provided as an exception to policy described earlier in this questionnaire, and on pages 11 to 13 of the information pack which can be found at

<https://www.hants.gov.uk/aboutthecouncil/haveyoursay/consultations/hometoschooltransport>.

Consultation on proposed changes to Home to School and Post-16 Transport



Question Three: Parents or carers can appeal and ask for transport as an 'exception to policy'. Which of the following factors do you consider to be important when the County Council is making this judgement? *(Please select all that apply)*

- The total income of the household
- Whether the household is in receipt of benefits
- Whether the child or young person has a disability
- Whether the child or young person has Special Educational Needs
- The location of other alternative schools
- The travelling distance to other alternative schools
- Whether the parent or carer would like to choose an alternative school due to their religious beliefs
- The locations of schools that are attended by any siblings
- Any other criteria which are not listed above

For 'other', please describe below:

Consultation on proposed changes to Home to School and Post-16 Transport



The County Council currently charges service users who are not eligible for free Home to School Transport. This service provides transport to and from school for the child five days per week during term time. This charge does not apply to families receiving out of work or low income benefits.

The proposal to charge for transport provided as an exception to policy is described earlier in this questionnaire, and on pages 11 to 13 of the information pack which can be found at <https://www.hants.gov.uk/aboutthecouncil/haveyoursay/consultations/hometoschooltransport>.

Question Four: When charging service users who are not eligible for free Home to School Transport, which option do you prefer? (Please only tick one box)

- A fixed charge which is the same for all users, regardless of the distance to travel to school.
- Lower charges for those who travel shorter distances to school, with higher charges for those who travel further.

Should variable charges be applied, the proposed charge for journeys up to five miles would be £600 per year, with a maximum charge of £1,330 for journeys of ten miles and over. This charge would be based purely on the distance travelled between home and school or college.

Question Five: What is your view on the cap of £1,330 per year for service users who are not eligible for free Home to School Transport? (Please only tick one box)

- It should be lower
- It is about right
- It should be higher

If you believe that the cap should be higher or lower, What do you think that this maximum annual charge should be? (£ per year)

Consultation on proposed changes to Home to School and Post-16 Transport



Hampshire
County Council

Question Six: Please describe what, if any, impact the proposals set out in this consultation could have on you (or your organisation or group). *Please do not include any personal details in your response.*

The alternative to the proposed policies, to do nothing and to continue to fund discretionary Home to School Transport, has been considered and is not being proposed as it would cause strain on other parts of the Children's Services budget. As the Authority is required by law to deliver a balanced budget, any savings not delivered through these proposals would need to be found elsewhere.

Question Seven: If you have any further comments on the proposals in this consultation, or alternative suggestions on how the County Council could save £1.54 million from its Children's Services budget, then please provide these in the box below. *Please do not include any personal details in your response.*

Consultation on proposed changes to Home to School and Post-16 Transport



Hampshire
County Council

About you

Hampshire County Council is committed to improving its services, eliminating unlawful discrimination, and promoting equality of opportunity for all people.

We would be grateful if you could answer the following questions so that we can analyse the results overall and by different groups of people. This will help us to understand the impacts of the consultation proposals and the views on them by different groups.

Data Protection Statement

Hampshire County Council adheres to the requirements of the UK Data Protection Act 1998. Hampshire County Council is registered on the public register of data controllers which is looked after by the Information Commissioner. Under the Data Protection Act the information you have provided in this questionnaire will only be used to understand views on the proposals set out in this consultation. All individuals' responses will be kept confidential and will not be shared with third parties, but responses from organisations may be published in full. Responses will be retained for one year following the end of the consultation before being deleted or destroyed.

Is this a personal response, or are you responding on behalf of a group or organisation that you represent?

- This is a personal response
(please go to page 8 after this question)
- This response is on behalf of a group or organisation that I represent

If you are responding on behalf of a group or organisation, please tell us a little bit about the group or organisation that you represent:

The name of the group or organisation that you represent

The group or organisation's address

Your name

Your position within the group or organisation

If you are responding on behalf of a group or organisation, please now go to page 10 of this response form.

Consultation on proposed changes to Home to School and Post-16 Transport



Hampshire
County Council

If you are responding as an individual, please tell us a bit about yourself. All of the questions are optional.

What was your age on your last birthday?

- | | | | |
|-----------------------------------|-----------------------------------|-------------------------------------|--|
| <input type="checkbox"/> Under 16 | <input type="checkbox"/> 35 to 44 | <input type="checkbox"/> 65 to 74 | <input type="checkbox"/> Prefer not to say |
| <input type="checkbox"/> 16 to 24 | <input type="checkbox"/> 45 to 54 | <input type="checkbox"/> 75 to 84 | |
| <input type="checkbox"/> 25 to 34 | <input type="checkbox"/> 55 to 64 | <input type="checkbox"/> 85 or over | |

How would you describe your gender?

- Male Female Other Prefer not to say

For 'other', please describe:

What is your ethnic group?

- | | |
|--|---|
| <u>White</u> | <u>Black / African / Caribbean / Black British</u> |
| <input type="checkbox"/> English/ Welsh/ Scottish/ Northern Irish/ British | <input type="checkbox"/> African |
| <input type="checkbox"/> Irish | <input type="checkbox"/> Caribbean |
| <input type="checkbox"/> Gypsy, Traveller or Irish Traveller | <input type="checkbox"/> Any other Black/African/Caribbean background |
| <input type="checkbox"/> Any other White background | |
| <u>Mixed / Multiple ethnic groups</u> | <u>Asian / Asian British</u> |
| <input type="checkbox"/> White and Black Caribbean | <input type="checkbox"/> Indian |
| <input type="checkbox"/> White and Black African | <input type="checkbox"/> Pakistani |
| <input type="checkbox"/> White and Asian | <input type="checkbox"/> Bangladeshi |
| <input type="checkbox"/> Any other Mixed / Multiple ethnic background | <input type="checkbox"/> Chinese |
| | <input type="checkbox"/> Any other Asian background |
| <u>Other ethnic group</u> | <input type="checkbox"/> <u>Prefer not to say</u> |
| <input type="checkbox"/> Arab | |
| <input type="checkbox"/> Any other ethnic group | |

Consultation on proposed changes to Home to School and Post-16 Transport



Hampshire
County Council

About your household

Please tell us a bit about your household. All of the questions are optional.

Please enter the first part of your postcode, and the first character of the second part (e.g. if your postcode is SO23 8UJ, enter SO23 8; if your postcode is PO1 2AS, enter PO1 2)

Are there any children or young people up to the age of 18 living in your household (including yourself)? (Please select all that apply)

- | | |
|--|--|
| <input type="checkbox"/> Yes - aged 0 to 4 | <input type="checkbox"/> Yes - aged 5 to 8 |
| <input type="checkbox"/> Yes - aged 9 to 11 | <input type="checkbox"/> Yes - aged 12 to 15 |
| <input type="checkbox"/> Yes - aged 16 to 18 | <input type="checkbox"/> No - none up to the age of 18 |
| <input type="checkbox"/> Prefer not to say | |

Do any of the children or young people in your household currently receive Home to School Transport provided by Hampshire County Council? (Please select all that apply)

- | | | | |
|---|---|-----------------------------|--|
| <input type="checkbox"/> Yes - for free | <input type="checkbox"/> Yes - paid for | <input type="checkbox"/> No | <input type="checkbox"/> Prefer not to say |
|---|---|-----------------------------|--|

Do any of the children or young people in your household have either of the following? (Please select all that apply)

- | | |
|--|---|
| <input type="checkbox"/> Special Education Needs (SEN) | <input type="checkbox"/> Neither of the above |
| <input type="checkbox"/> A disability, illness, or other problem that affects their mobility | <input type="checkbox"/> Prefer not to say |

What is your total annual household income, from all sources, before tax and other deductions?

- | | | |
|--|---|---|
| <input type="checkbox"/> Up to £10,000 | <input type="checkbox"/> £10,001 to £20,000 | <input type="checkbox"/> £20,001 to £30,000 |
| <input type="checkbox"/> £30,001 to £40,000 | <input type="checkbox"/> £40,001 to £50,000 | <input type="checkbox"/> £50,001 to £60,000 |
| <input type="checkbox"/> £60,001 to £70,000 | <input type="checkbox"/> £70,001 to £80,000 | <input type="checkbox"/> £80,001 to £90,000 |
| <input type="checkbox"/> £90,001 to £100,000 | <input type="checkbox"/> £100,001 or over | <input type="checkbox"/> Don't know |
| <input type="checkbox"/> Prefer not to say | | |

Consultation on proposed changes to Home to School and Post-16 Transport



End of consultation

Finally, to help us improve access to future consultations, please tell us where you first heard about this consultation:

- | | |
|--|--|
| <input type="checkbox"/> Online | <input type="checkbox"/> Reported in the press (e.g. radio, newspaper) |
| <input type="checkbox"/> Word of mouth | <input type="checkbox"/> Consultation leaflet |
| <input type="checkbox"/> On social media (e.g. Facebook, Twitter, etc) | <input type="checkbox"/> Other |

If you first heard about this consultation online, on social media, in the press, or selected 'other' above, please tell us where (i.e which website, social media network, or media outlet):

Thank you for taking the time to respond to this consultation. This consultation will close at 23:59 on Tuesday 13 March 2018. Please note that any responses received after this date will not be included in the findings report.

The findings from this consultation will be published and presented to the Executive Lead Member for Children's Services. Feedback will help to inform any decision by the County Council on the proposed changes to the Home to School Transport service.

Please return this paper response form in the Freepost envelope provided. If you do not have a Freepost envelope, please post your response to Freepost HAMPSHIRE. You do not need to attach a stamp to the envelope. Please do not write anything else on the front of the envelope. On the back of the envelope, please write PPO Transport Consultation.

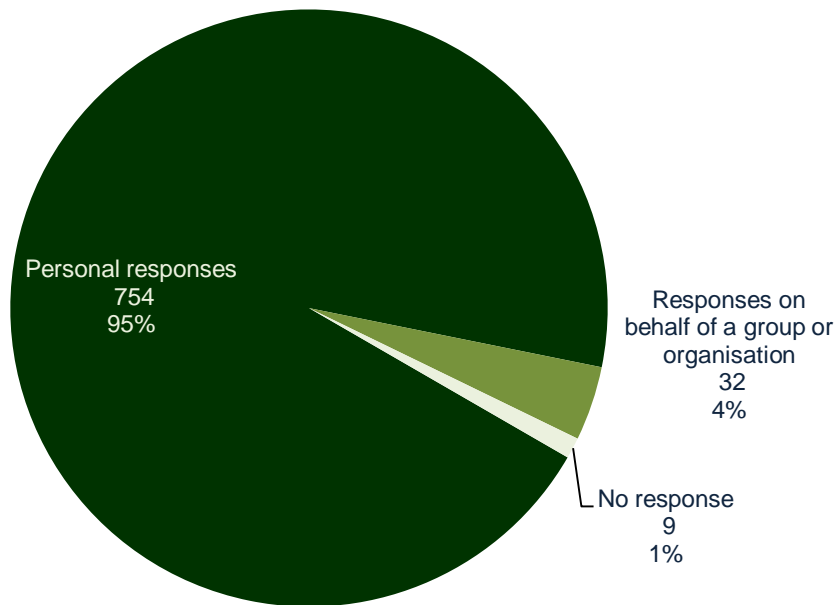
Appendix Two: Groups and organisations which responded to the Home to School and Post-16 Transport consultation

The groups and organisations which, responded to the consultation, and provided their details, are listed below. This covers responses to the response form and responses made by post and email:

- Ancells Farm Community Pre-school
- Basingstoke College of Technology
- Bordon Infant School
- Bushy Leaze Children and Families Centre
- Eastleigh College
- Fleet Infant School
- Fleet Town Council
- Frogmore Community College
- Grayshott Primary School
- Hampshire Hospitals NHS Trust
- Hart district councillor
- HCC The Aviary Nursery
- Henry Tyndale School
- Home-Start
- Kimpton, Thruxton and Fyfield CE Primary
- Knowle Residents Association
- Lanterns Nursery School and Extended Services
- Limington House School
- Marchwood C of E Infant School
- Priestlands school
- Rachel Madocks School
- Ringwood School
- Rosewood Free School
- Saxon Wood School
- South View Infant and Nursery School
- Totton College (Part of Nacro)
- Wickham CE Primary School
- Wootey Infant School

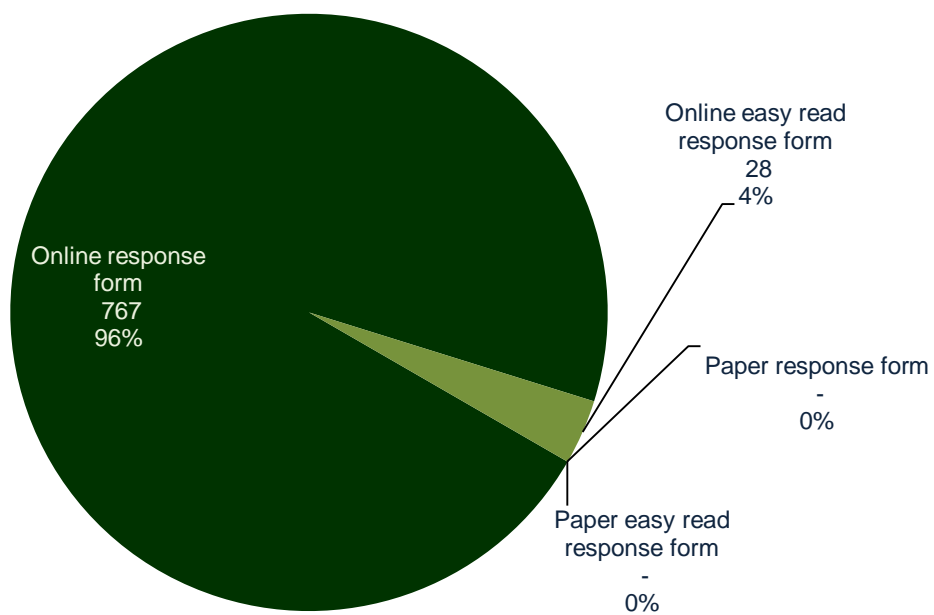
Appendix Three: Profile of respondents using the response form (compared with Hampshire's population where available)

Question: Is this a personal response, or are you responding on behalf of a group or organisation that you represent?



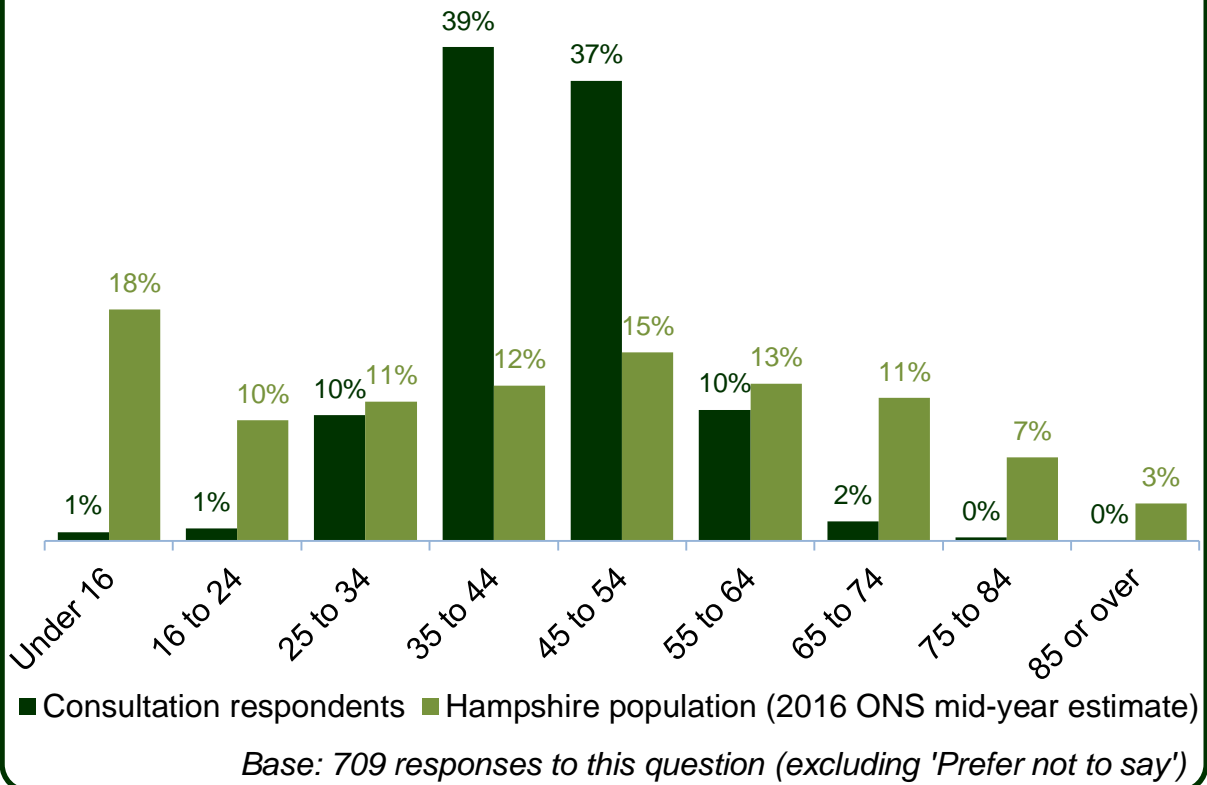
Base: 795 responses

Which response form was used?

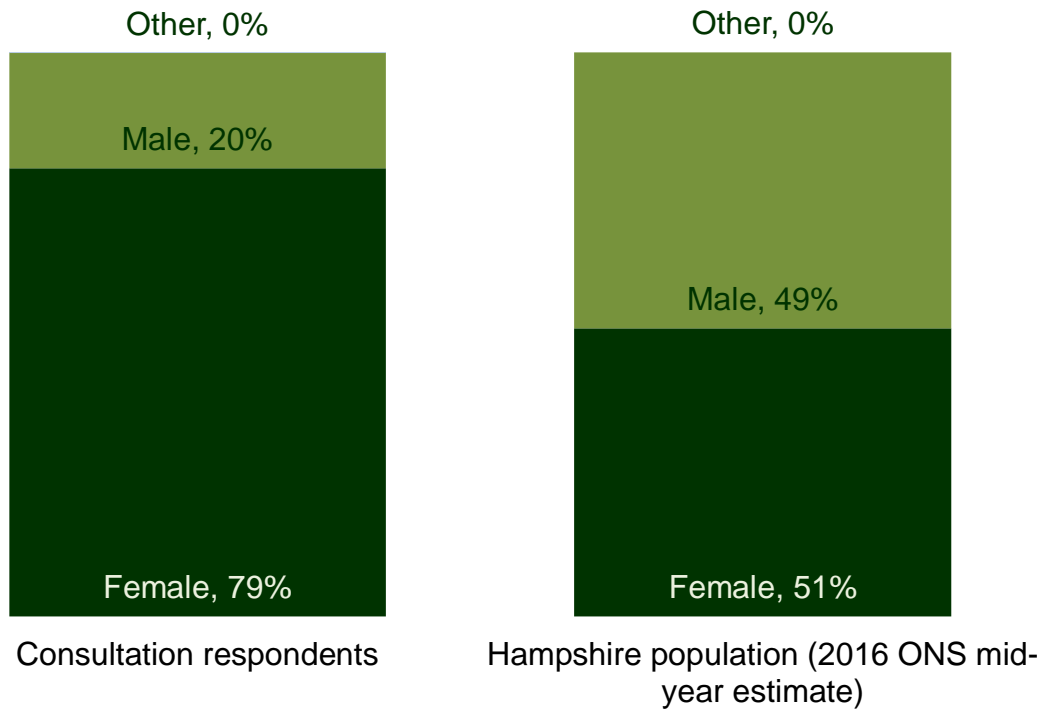


Base: 795 responses

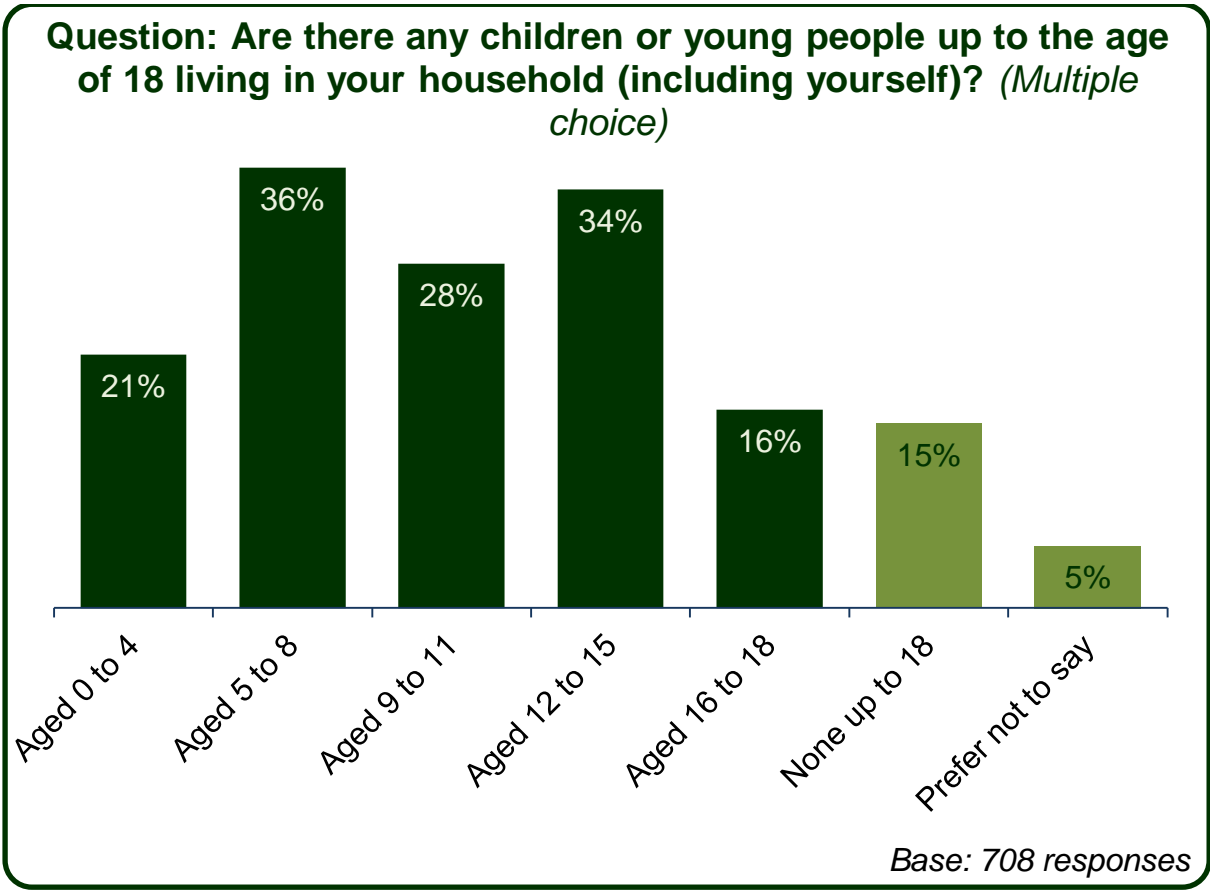
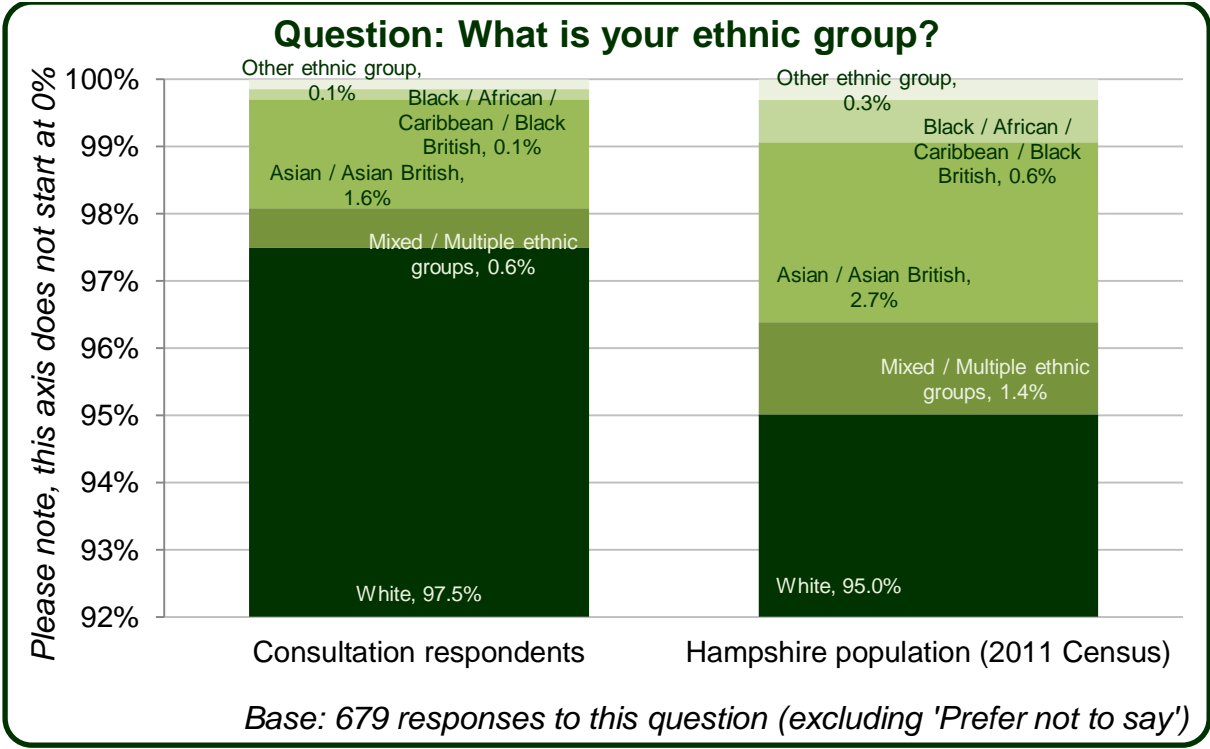
Question: What was your age on your last birthday?



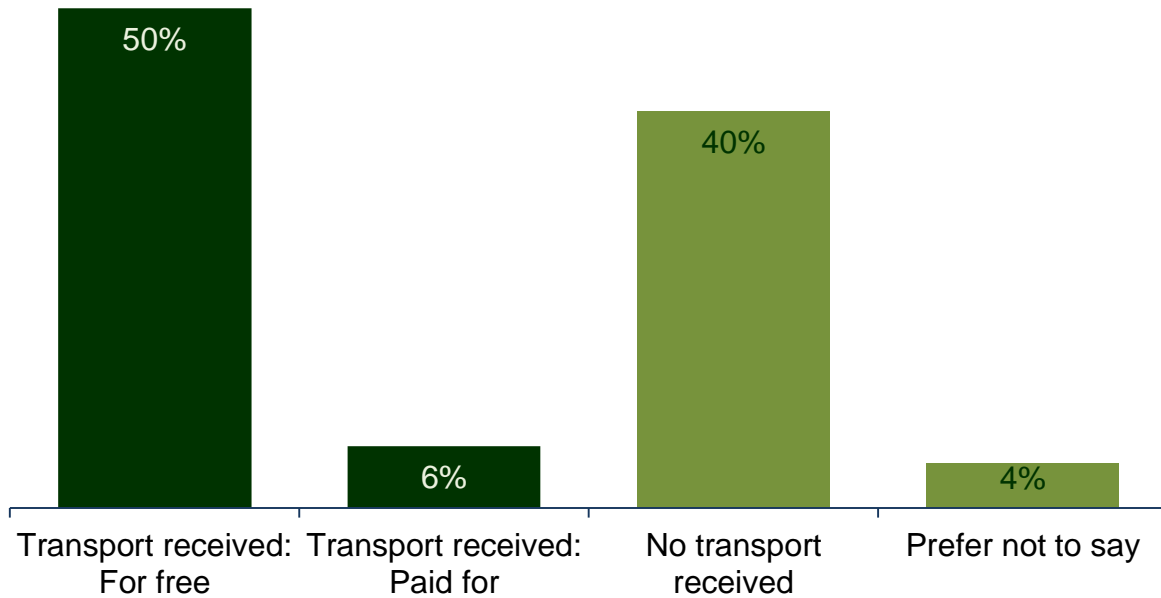
How would you describe your gender?



Base: 694 responses to this question (excluding 'Prefer not to say')

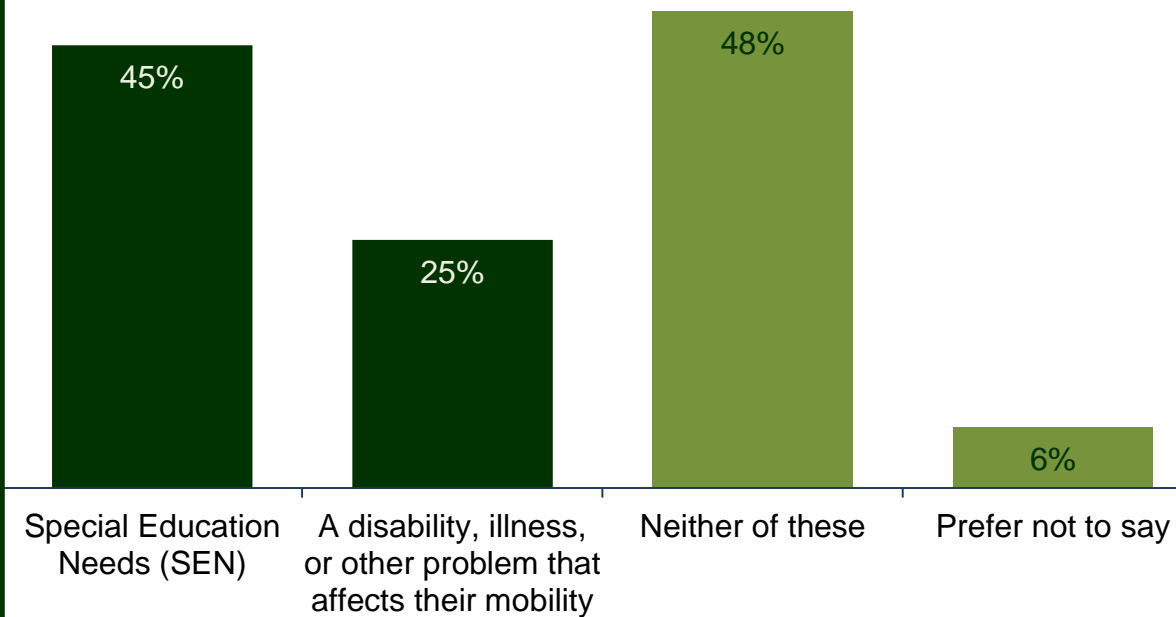


Question: Do any of the children or young people in your household currently receive Home to School Transport provided by Hampshire County Council? (Multiple choice)



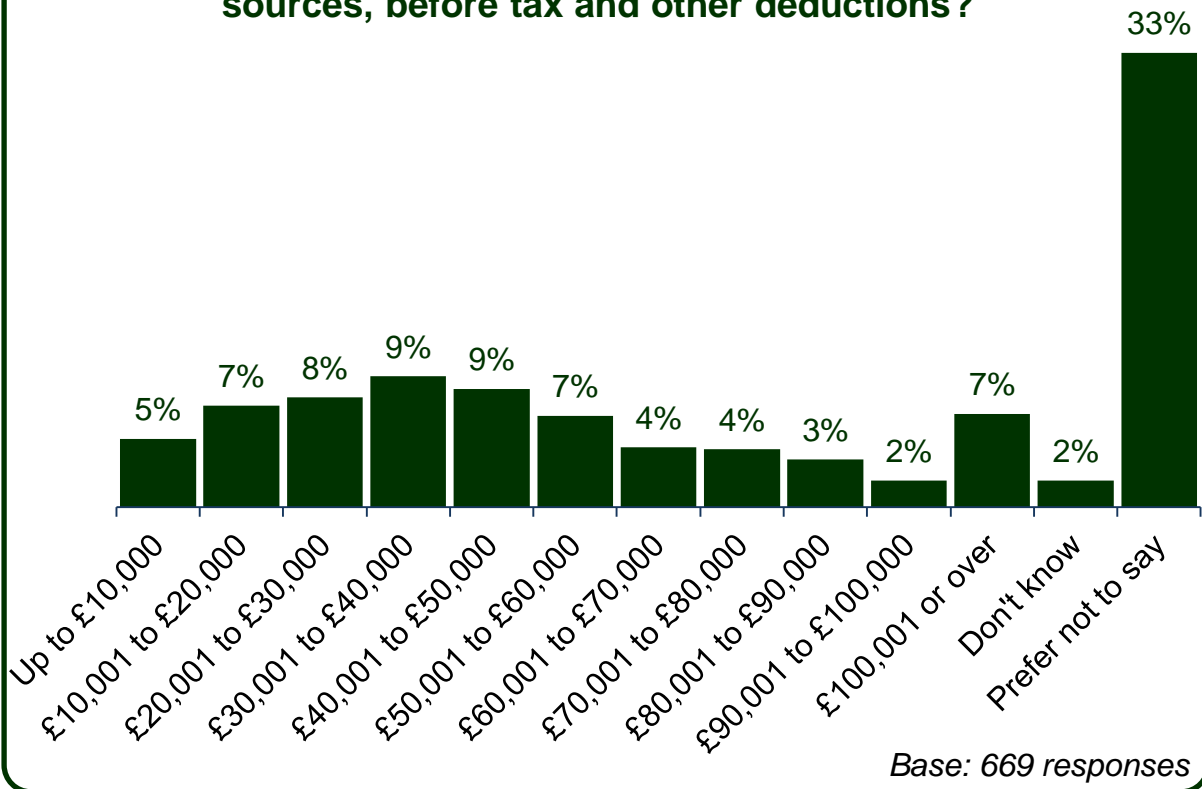
Base: 563 responses

Question: Do any of the children or young people in your household have either of the following? (Multiple choice)

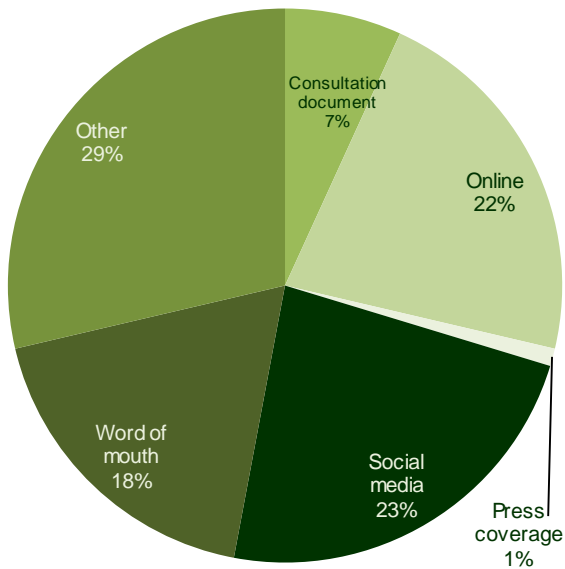


Base: 557 responses

What is your total annual household income, from all sources, before tax and other deductions?



Question: Please tell us where you first heard about this consultation.



Question: please tell us where (i.e which website, social media network, or media outlet)



Appendix Four: Breakdown of agreement and disagreement with each of the consultation proposals

Question One: To what extent do you agree or disagree with the following proposals?

To stop providing new Home to School Transport to children with Special Educational Needs and/or disabilities attending nursery placements from September 2018

Disagree or strongly disagree			Agree or strongly agree	
68%		All responses	22%	
67%	<i>Respondent</i>	Individuals	22%	
75%	<i>type</i>	Organisations	19%	
69%	<i>Response</i>	Online response form	22%	
46%	<i>format</i>	Online easy read response form	25%	
		* Paper response form		
		* Paper easy read response form		
	<i>Age</i>	* Under 16		
		* 16 to 24		
67%		25 to 34	29%	
72%		35 to 44	18%	
65%		45 to 54	24%	
66%		55 to 64	26%	
82%		65 to 74	9%	
		* 75 to 84		
		* 85 or over		
48%		Prefer not to say	36%	
67%	<i>Gender</i>	Female	22%	
67%		Male	22%	
		* Other		
64%		Prefer not to say	29%	
67%	<i>Ethnicity</i>	White	22%	
		* Mixed / Multiple ethnic groups		
73%		Asian / Asian British	18%	
		* Black / African / Caribbean / Black British		
		* Other ethnic group		
73%		Prefer not to say	22%	

Base: 753 responses

Please note: Where a category has fewer than ten responses, these figures are not shown in the break down due to issues of data accuracy, and to protect respondents' anonymity. The red asterisk symbol (*) is used to show where this is the case.

Question One: To what extent do you agree or disagree with the following proposals?

To stop providing new Home to School Transport to children with Special Educational Needs and/or disabilities attending nursery placements from September 2018

Disagree or strongly disagree			Agree or strongly agree	
68%		All responses	22%	
75%	<i>Child(ren) in household</i>	Aged 0 to 4	17%	
75%		Aged 5 to 8	14%	
73%		Aged 9 to 11	14%	
67%		Aged 12 to 15	22%	
65%		Aged 16 to 18	26%	
61%		None up to the age of 18	33%	
54%		Prefer not to say	37%	
75%	<i>Transport received</i>	Transport received for free	13%	
64%		Transport received for a charge	15%	
61%		No transport received	27%	
68%		Prefer not to say	16%	
70%	<i>Child(ren)'s conditions</i>	Special Education Needs (SEN)	18%	
73%		A disability, illness, or mobility problem	14%	
68%		Neither of the above	19%	
64%		Prefer not to say	30%	
77%	<i>Household income</i>	Up to £10,000	17%	
73%		£10,001 to £20,000	20%	
72%		£20,001 to £30,000	19%	
64%		£30,001 to £40,000	28%	
67%		£40,001 to £50,000	27%	
51%		£50,001 to £60,000	33%	
57%		£60,001 to £70,000	36%	
64%		£70,001 to £80,000	25%	
65%		£80,001 to £90,000	9%	
77%		£90,001 to £100,000	8%	
64%		£100,001 or over	24%	
62%		Don't know	31%	
72%		Prefer not to say	19%	

Base: 753 responses

Please note: Where a category has fewer than ten responses, these figures are not shown in the break down due to issues of data accuracy, and to protect respondents' anonymity. The red asterisk symbol (*) is used to show where this is the case.

Question One: To what extent do you agree or disagree with the following proposals?

To only provide Home to School Transport once a child reaches compulsory school age from September 2019

Disagree or strongly disagree			Agree or strongly agree	
55%		All responses	36%	
54%	<i>Respondent</i>	Individuals	37%	
69%	<i>type</i>	Organisations	25%	
55%	<i>Response</i>	Online response form	36%	
39%	<i>format</i>	Online easy read response form	39%	
		* Paper response form		
		* Paper easy read response form		
	<i>Age</i>	* Under 16		
		* 16 to 24		
57%		25 to 34	37%	
64%		35 to 44	26%	
46%		45 to 54	46%	
49%		55 to 64	45%	
64%		65 to 74	27%	
		* 75 to 84		
		* 85 or over		
40%		Prefer not to say	44%	
56%	<i>Gender</i>	Female	36%	
47%		Male	43%	
		* Other		
61%		Prefer not to say	32%	
53%	<i>Ethnicity</i>	White	37%	
		* Mixed / Multiple ethnic groups		
73%		Asian / Asian British	18%	
		* Black / African / Caribbean / Black British		
		* Other ethnic group		
60%		Prefer not to say	30%	

Base: 752 responses

Please note: Where a category has fewer than ten responses, these figures are not shown in the break down due to issues of data accuracy, and to protect respondents' anonymity. The red asterisk symbol (*) is used to show where this is the case.

Question One: To what extent do you agree or disagree with the following proposals?

To only provide Home to School Transport once a child reaches compulsory school age from September 2019

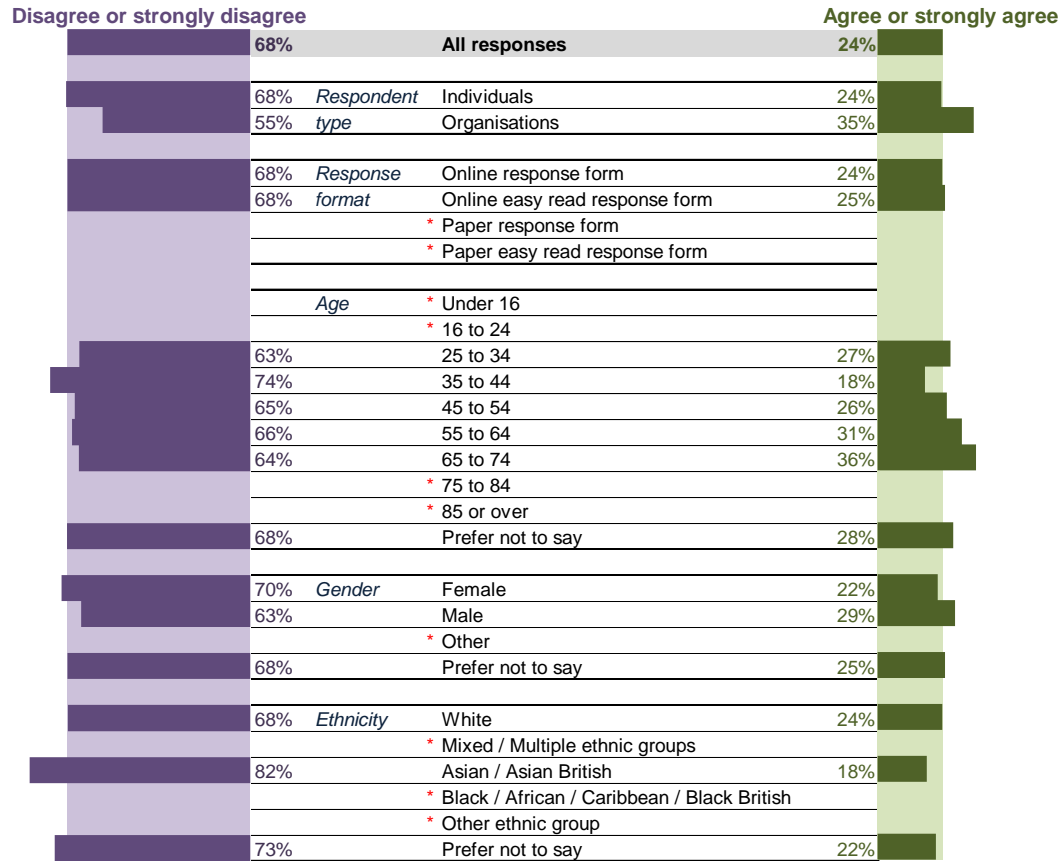
Disagree or strongly disagree			Agree or strongly agree	
55%		All responses	36%	
75%	<i>Child(ren) in household</i>	Aged 0 to 4	20%	
69%		Aged 5 to 8	23%	
56%		Aged 9 to 11	31%	
48%		Aged 12 to 15	41%	
50%		Aged 16 to 18	38%	
44%		None up to the age of 18	46%	
54%		Prefer not to say	40%	
63%	<i>Transport received</i>	Transport received for free	27%	
42%		Transport received for a charge	48%	
50%		No transport received	40%	
52%		Prefer not to say	36%	
55%	<i>Child(ren)'s conditions</i>	Special Education Needs (SEN)	34%	
53%		A disability, illness, or mobility problem	32%	
59%		Neither of the above	33%	
55%		Prefer not to say	42%	
60%	<i>Household income</i>	Up to £10,000	37%	
52%		£10,001 to £20,000	41%	
53%		£20,001 to £30,000	36%	
51%		£30,001 to £40,000	44%	
52%		£40,001 to £50,000	44%	
51%		£50,001 to £60,000	42%	
61%		£60,001 to £70,000	32%	
54%		£70,001 to £80,000	36%	
57%		£80,001 to £90,000	30%	
69%		£90,001 to £100,000	8%	
40%		£100,001 or over	52%	
62%		Don't know	31%	
59%		Prefer not to say	30%	

Base: 752 responses

Please note: Where a category has fewer than ten responses, these figures are not shown in the break down due to issues of data accuracy, and to protect respondents' anonymity. The red asterisk symbol (*) is used to show where this is the case.

Question One: To what extent do you agree or disagree with the following proposals?

To implement the revised walking distance from two miles to three miles on a child's eighth birthday from September 2018



Base: 754 responses

Please note: Where a category has fewer than ten responses, these figures are not shown in the break down due to issues of data accuracy, and to protect respondents' anonymity. The red asterisk symbol (*) is used to show where this is the case.

Question One: To what extent do you agree or disagree with the following proposals?

To implement the revised walking distance from two miles to three miles on a child's eighth birthday from September 2018

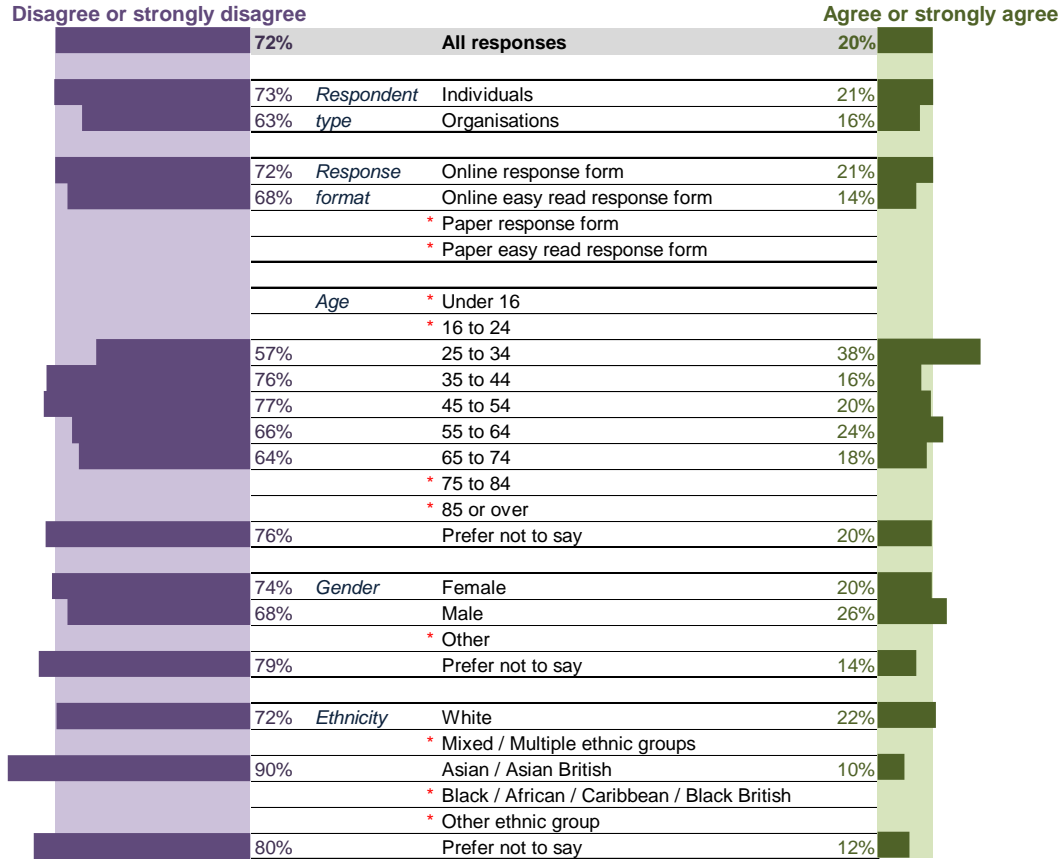
Disagree or strongly disagree			Agree or strongly agree	
	68%	All responses	24%	
	78%	<i>Child(ren) in</i> Aged 0 to 4	14%	
	79%	<i>household</i> Aged 5 to 8	15%	
	74%	Aged 9 to 11	18%	
	67%	Aged 12 to 15	23%	
	62%	Aged 16 to 18	23%	
	52%	None up to the age of 18	42%	
	69%	Prefer not to say	23%	
	76%	<i>Transport</i> Transport received for free	14%	
	58%	<i>received</i> Transport received for a charge	33%	
	65%	No transport received	26%	
	80%	Prefer not to say	12%	
	67%	<i>Child(ren)'s</i> Special Education Needs (SEN)	20%	
	65%	<i>conditions</i> A disability, illness, or mobility problem	18%	
	75%	Neither of the above	20%	
	76%	Prefer not to say	21%	
	73%	<i>Household</i> Up to £10,000	23%	
	77%	<i>income</i> £10,001 to £20,000	14%	
	69%	£20,001 to £30,000	25%	
	62%	£30,001 to £40,000	30%	
	67%	£40,001 to £50,000	27%	
	56%	£50,001 to £60,000	37%	
	50%	£60,001 to £70,000	43%	
	50%	£70,001 to £80,000	39%	
	83%	£80,001 to £90,000	9%	
	69%	£90,001 to £100,000	15%	
	62%	£100,001 or over	24%	
	77%	Don't know	8%	
	74%	Prefer not to say	19%	

Base: 754 responses

Please note: Where a category has fewer than ten responses, these figures are not shown in the break down due to issues of data accuracy, and to protect respondents' anonymity. The red asterisk symbol (*) is used to show where this is the case.

Question One: To what extent do you agree or disagree with the following proposals?

To remove the automatic right to Post-16 Transport for new placements from September 2018



Base: 754 responses

Please note: Where a category has fewer than ten responses, these figures are not shown in the break down due to issues of data accuracy, and to protect respondents' anonymity. The red asterisk symbol (*) is used to show where this is the case.

Question One: To what extent do you agree or disagree with the following proposals?

To remove the automatic right to Post-16 Transport for new placements from September 2018

Disagree or strongly disagree			Agree or strongly agree	
	72%	All responses		20%
	72%	<i>Child(ren) in</i> Aged 0 to 4		21%
	78%	<i>household</i> Aged 5 to 8		14%
	84%	Aged 9 to 11		11%
	83%	Aged 12 to 15		14%
	80%	Aged 16 to 18		18%
	52%	None up to the age of 18		36%
	60%	Prefer not to say		29%
	87%	<i>Transport</i> Transport received for free		7%
	82%	<i>received</i> Transport received for a charge		15%
	65%	No transport received		30%
	88%	Prefer not to say		4%
	89%	<i>Child(ren)'s</i> Special Education Needs (SEN)		8%
	91%	<i>conditions</i> A disability, illness, or mobility problem		6%
	66%	Neither of the above		27%
	82%	Prefer not to say		9%
	90%	<i>Household</i> Up to £10,000		10%
	86%	<i>income</i> £10,001 to £20,000		11%
	81%	£20,001 to £30,000		10%
	62%	£30,001 to £40,000		30%
	73%	£40,001 to £50,000		25%
	47%	£50,001 to £60,000		42%
	68%	£60,001 to £70,000		25%
	64%	£70,001 to £80,000		29%
	65%	£80,001 to £90,000		26%
	77%	£90,001 to £100,000		23%
	57%	£100,001 or over		40%
	100%	Don't know		0%
	78%	Prefer not to say		14%

Base: 754 responses

Please note: Where a category has fewer than ten responses, these figures are not shown in the break down due to issues of data accuracy, and to protect respondents' anonymity. The red asterisk symbol (*) is used to show where this is the case.

Question One: To what extent do you agree or disagree with the following proposals?

To charge where transport is provided as an exception to policy

Disagree or strongly disagree		Agree or strongly agree	
46%	All responses	36%	
47%	<i>Respondent type</i> Individuals	35%	
25%	Organisations	44%	
46%	<i>Response format</i> Online response form	36%	
61%	Online easy read response form	18%	
	* Paper response form		
	* Paper easy read response form		
	<i>Age</i> * Under 16		
	* 16 to 24		
40%	25 to 34	48%	
52%	35 to 44	28%	
43%	45 to 54	39%	
42%	55 to 64	45%	
45%	65 to 74	36%	
	* 75 to 84		
	* 85 or over		
52%	Prefer not to say	32%	
47%	<i>Gender</i> Female	35%	
46%	Male	39%	
	* Other		
57%	Prefer not to say	29%	
46%	<i>Ethnicity</i> White	37%	
	* Mixed / Multiple ethnic groups		
73%	Asian / Asian British	18%	
	* Black / African / Caribbean / Black British		
	* Other ethnic group		
53%	Prefer not to say	27%	

Base: 752 responses

Please note: Where a category has fewer than ten responses, these figures are not shown in the break down due to issues of data accuracy, and to protect respondents' anonymity. The red asterisk symbol (*) is used to show where this is the case.

Question One: To what extent do you agree or disagree with the following proposals?

To charge where transport is provided as an exception to policy

Disagree or strongly disagree			Agree or strongly agree	
46%		All responses	36%	
53%	<i>Child(ren) in household</i>	Aged 0 to 4	30%	
52%		Aged 5 to 8	27%	
51%		Aged 9 to 11	27%	
47%		Aged 12 to 15	32%	
50%		Aged 16 to 18	36%	
30%		None up to the age of 18	56%	
49%		Prefer not to say	34%	
58%	<i>Transport received</i>	Transport received for free	23%	
61%		Transport received for a charge	21%	
37%		No transport received	45%	
64%		Prefer not to say	12%	
54%	<i>Child(ren)'s conditions</i>	Special Education Needs (SEN)	24%	
58%		A disability, illness, or mobility problem	23%	
46%		Neither of the above	38%	
55%		Prefer not to say	30%	
60%	<i>Household income</i>	Up to £10,000	33%	
57%		£10,001 to £20,000	20%	
59%		£20,001 to £30,000	30%	
41%		£30,001 to £40,000	44%	
36%		£40,001 to £50,000	44%	
26%		£50,001 to £60,000	58%	
32%		£60,001 to £70,000	46%	
29%		£70,001 to £80,000	54%	
57%		£80,001 to £90,000	26%	
46%		£90,001 to £100,000	38%	
36%		£100,001 or over	52%	
62%		Don't know	15%	
51%		Prefer not to say	28%	

Base: 752 responses

Please note: Where a category has fewer than ten responses, these figures are not shown in the break down due to issues of data accuracy, and to protect respondents' anonymity. The red asterisk symbol (*) is used to show where this is the case.

Appendix Five: Breakdown of responses to ‘Question Two: Of the proposals in this consultation, which one is your least preferred and which is your most preferred?’

Of the proposals in this consultation, which one is your <u>least</u> preferred?					
	Proposals				
	A	B	C	D	E
All responses	22.8%	10.5%	29.4%	29.4%	7.9%
Individuals	22.0%	9.8%	29.9%	30.3%	8.0%
Organisations	40.6%	28.1%	12.5%	12.5%	6.3%
Online response form	23.1%	10.6%	29.3%	29.5%	7.5%
Online easy read response form	15.4%	7.7%	30.8%	26.9%	19.2%
Paper response form	*				
Paper easy read response form	*				
Under 16	*				
16 to 24	*				
25 to 34	35.3%	19.1%	27.9%	10.3%	7.4%
35 to 44	19.4%	9.5%	37.7%	24.2%	9.2%
45 to 54	22.7%	6.8%	26.3%	37.5%	6.8%
55 to 64	22.9%	15.7%	27.1%	30.0%	4.3%
65 to 74	*				
75 to 84	*				
85 or over	*				
Prefer not to say	9.1%	9.1%	22.7%	54.5%	4.5%
Female	20.6%	10.4%	33.0%	29.1%	7.0%
Male	29.7%	8.7%	24.6%	26.1%	10.9%
Other	*				
Prefer not to say	15.4%	15.4%	11.5%	50.0%	7.7%
White	22.2%	10.2%	30.3%	29.7%	7.5%
Mixed / Multiple ethnic groups	*				
Asian / Asian British	9.1%	9.1%	45.5%	18.2%	18.2%
Black / African / Caribbean / Black British	*				
Other ethnic group	*				
Prefer not to say	26.0%	10.0%	22.0%	34.0%	8.0%

Base: 762 responses

Key

* Results not included due to small sample size of fewer than ten responses
A To stop providing new Home to School Transport to children with Special Educational Needs and/or disabilities attending nursery placements from September 2018
B To only provide Home to School Transport once a child reaches compulsory school age from September 2019
C To implement the revised walking distance from two miles to three miles on a child's eighth birthday from September 2018
D To remove the automatic right to Post-16 Transport for new placements from September 2018
E To change where transport is provided as an exception to policy

Of the proposals in this consultation, which one is your least preferred?

	Proposals				
	A	B	C	D	E
All responses	22.8%	10.5%	29.4%	29.4%	7.9%
Aged 0 to 4	28.2%	20.4%	30.3%	13.4%	7.7%
Aged 5 to 8	19.2%	11.8%	44.1%	17.1%	7.8%
Aged 9 to 11	16.2%	7.3%	33.0%	33.5%	9.9%
Aged 12 to 15	17.2%	5.0%	24.8%	45.8%	7.1%
Aged 16 to 18	23.2%	4.5%	18.8%	45.5%	8.0%
None up to the age of 18	34.3%	16.7%	24.5%	18.6%	5.9%
Prefer not to say	26.5%	11.8%	29.4%	23.5%	8.8%
Transport received for free	15.2%	7.2%	33.6%	36.1%	7.9%
Transport received for a charge	21.2%	3.0%	15.2%	42.4%	18.2%
No transport received	20.4%	10.2%	29.4%	31.9%	8.0%
Prefer not to say	12.0%	12.0%	40.0%	36.0%	0.0%
Special Education Needs (SEN)	16.6%	4.6%	15.8%	52.7%	10.4%
A disability, illness, or mobility problem	16.4%	2.2%	14.2%	58.2%	9.0%
Neither of the above	16.4%	2.2%	14.2%	58.2%	9.0%
Prefer not to say	20.6%	8.8%	41.2%	23.5%	5.9%
Up to £10,000	9.4%	6.3%	9.4%	46.9%	28.1%
£10,001 to £20,000	14.3%	8.2%	30.6%	38.8%	8.2%
£20,001 to £30,000	26.9%	3.8%	26.9%	34.6%	7.7%
£30,001 to £40,000	25.0%	13.3%	26.7%	28.3%	6.7%
£40,001 to £50,000	37.7%	9.4%	13.2%	30.2%	9.4%
£50,001 to £60,000	29.5%	20.5%	29.5%	15.9%	4.5%
£60,001 to £70,000	27.6%	20.7%	27.6%	24.1%	0.0%
£70,001 to £80,000	35.7%	7.1%	28.6%	25.0%	3.6%
£80,001 to £90,000	26.1%	8.7%	34.8%	26.1%	4.3%
£90,001 to £100,000	46.2%	7.7%	30.8%	15.4%	0.0%
£100,001 or over	25.6%	7.0%	41.9%	20.9%	4.7%
Don't know	0.0%	0.0%	41.7%	41.7%	16.7%
Prefer not to say	16.8%	10.1%	35.6%	29.8%	7.7%

Base: 762 responses

Key

*	Results not included due to small sample size of fewer than ten responses
A	To stop providing new Home to School Transport to children with Special Educational Needs and/or disabilities attending nursery placements from September 2018
B	To only provide Home to School Transport once a child reaches compulsory school age from September 2019
C	To implement the revised walking distance from two miles to three miles on a child's eighth birthday from September 2018
D	To remove the automatic right to Post-16 Transport for new placements from September 2018
E	To charge where transport is provided as an exception to policy

Of the proposals in this consultation, which one is your least preferred?

Proposals

	A	B	C	D	E
All responses	▲	◆	●	●	◆
<i>Respondent type</i>					
Individuals	▲	◆	●	●	◆
Organisations	●	●	▲	▲	◆
<i>Response channel</i>					
Online response form	▲	◆	●	●	◆
Online easy read response form	◆	◆	●	●	▲
Paper response form	*				
Paper easy read response form	*				
<i>Respondent age</i>					
Under 16	*				
16 to 24	*				
25 to 34	●	▲	●	◆	◆
35 to 44	▲	◆	●	●	◆
45 to 54	▲	◆	●	●	◆
55 to 64	▲	◆	●	●	◆
65 to 74	*				
75 to 84	*				
85 or over	*				
Prefer not to say	▲	▲	●	●	◆
<i>Respondent gender</i>					
Female	▲	◆	●	●	◆
Male	●	◆	▲	●	◆
Other	*				
Prefer not to say	●	●	◆	●	◆
<i>Respondent ethnicity</i>					
White	▲	◆	●	●	◆
Mixed / Multiple ethnic groups	*				
Asian / Asian British	◆	◆	●	●	●
Black / African / Caribbean / Black British	*				
Other ethnic group	*				
Prefer not to say	●	◆	▲	●	◆

Base: 762 responses

Key

*	Results not included due to small sample size of fewer than ten responses
A	To stop providing new Home to School Transport to children with Special Educational Needs and/or disabilities attending nursery placements from September 2018
B	To only provide Home to School Transport once a child reaches compulsory school age from September 2019
C	To implement the revised walking distance from two miles to three miles on a child's eighth birthday from September 2018
D	To remove the automatic right to Post-16 Transport for new placements from September 2018
E	To charge where transport is provided as an exception to policy
●	Most frequently or second most frequently selected proposal
▲	Third most frequently selected proposal
◆	Fourth or least frequently selected proposal

Of the proposals in this consultation, which one is your least preferred?

Proposals

	A	B	C	D	E
All responses	▲	◆	●	●	◆
Aged 0 to 4	●	▲	●	◆	◆
Aged 5 to 8	●	◆	●	▲	◆
Aged 9 to 11	▲	◆	●	●	◆
Aged 12 to 15	▲	◆	●	●	◆
Aged 16 to 18	●	◆	▲	●	◆
None up to the age of 18	●	◆	●	▲	◆
Prefer not to say	●	◆	●	▲	◆
Transport received for free	▲	◆	●	●	◆
Transport received for a charge	●	◆	◆	●	▲
No transport received	▲	◆	●	●	◆
Prefer not to say	▲	▲	●	●	◆
Special Education Needs (SEN)	●	◆	▲	●	◆
A disability, illness, or mobility problem	●	◆	▲	●	◆
Neither of the above	●	◆	▲	●	◆
Prefer not to say	▲	◆	●	●	◆
Up to £10,000	▲	◆	▲	●	●
£10,001 to £20,000	▲	◆	●	●	◆
£20,001 to £30,000	●	◆	●	●	◆
£30,001 to £40,000	▲	◆	●	●	◆
£40,001 to £50,000	●	◆	▲	●	◆
£50,001 to £60,000	●	▲	●	◆	◆
£60,001 to £70,000	●	◆	●	▲	◆
£70,001 to £80,000	●	◆	●	▲	◆
£80,001 to £90,000	●	◆	●	●	◆
£90,001 to £100,000	●	◆	●	▲	◆
£100,001 or over	●	◆	●	▲	◆
Don't know	◆	◆	●	●	▲
Prefer not to say	▲	◆	●	●	◆

Base: 762 responses

Key

*	Results not included due to small sample size of fewer than ten responses
A	To stop providing new Home to School Transport to children with Special Educational Needs and/or disabilities attending nursery placements from September 2018
B	To only provide Home to School Transport once a child reaches compulsory school age from September 2019
C	To implement the revised walking distance from two miles to three miles on a child's eighth birthday from September 2018
D	To remove the automatic right to Post-16 Transport for new placements from September 2018
E	To charge where transport is provided as an exception to policy
●	Most frequently or second most frequently selected proposal
▲	Third most frequently selected proposal
◆	Fourth or least frequently selected proposal

Of the proposals in this consultation, which one is your most preferred?

	Proposals				
	A	B	C	D	E
All responses	15%	21%	15%	11%	38%
Individuals	16%	21%	15%	11%	38%
Organisations	4%	11%	25%	7%	54%
Online response form	15%	21%	15%	11%	39%
Online easy read response form	17%	26%	22%	13%	22%
Paper response form	*				
Paper easy read response form	*				
Under 16	*				
16 to 24	*				
25 to 34	9%	15%	15%	15%	45%
35 to 44	17%	20%	14%	16%	34%
45 to 54	17%	27%	14%	5%	38%
55 to 64	11%	17%	15%	11%	47%
65 to 74	*				
75 to 84	*				
85 or over	*				
Prefer not to say	24%	29%	5%	5%	38%
Female	18%	22%	13%	12%	36%
Male	9%	21%	16%	10%	44%
Other	*				
Prefer not to say	21%	13%	21%	4%	42%
White	16%	22%	13%	12%	38%
Mixed / Multiple ethnic groups	*				
Asian / Asian British	*				
Black / African / Caribbean / Black British	*				
Other ethnic group	*				
Prefer not to say	17%	15%	20%	7%	41%

Base: 717 responses

Key

* Results not included due to small sample size of fewer than ten responses
A To stop providing new Home to School Transport to children with Special Educational Needs and/or disabilities attending nursery placements from September 2018
B To only provide Home to School Transport once a child reaches compulsory school age from September 2019
C To implement the revised walking distance from two miles to three miles on a child's eighth birthday from September 2018
D To remove the automatic right to Post-16 Transport for new placements from September 2018
E To charge where transport is provided as an exception to policy

Of the proposals in this consultation, which one is your most preferred?

	Proposals				
	A	B	C	D	E
All responses	15%	21%	15%	11%	38%
Aged 0 to 4	17%	11%	17%	18%	37%
Aged 5 to 8	13%	20%	10%	16%	41%
Aged 9 to 11	18%	28%	13%	10%	32%
Aged 12 to 15	19%	28%	14%	6%	32%
Aged 16 to 18	18%	24%	18%	2%	38%
None up to the age of 18	8%	13%	14%	15%	50%
Prefer not to say	19%	10%	19%	10%	42%
Transport received for free	16%	25%	16%	11%	31%
Transport received for a charge	30%	43%	3%	0%	23%
No transport received	14%	23%	16%	11%	36%
Prefer not to say	9%	41%	18%	0%	32%
Special Education Needs (SEN)	21%	30%	18%	6%	25%
A disability, illness, or mobility problem	21%	33%	17%	2%	26%
Neither of the above	21%	33%	17%	2%	26%
Prefer not to say	26%	16%	26%	6%	26%
Up to £10,000	18%	14%	18%	11%	39%
£10,001 to £20,000	20%	25%	7%	11%	36%
£20,001 to £30,000	14%	27%	20%	8%	31%
£30,001 to £40,000	22%	17%	15%	13%	33%
£40,001 to £50,000	18%	24%	16%	6%	37%
£50,001 to £60,000	11%	5%	14%	18%	52%
£60,001 to £70,000	21%	14%	18%	11%	36%
£70,001 to £80,000	11%	15%	15%	7%	52%
£80,001 to £90,000	0%	35%	13%	22%	30%
£90,001 to £100,000	15%	23%	8%	8%	46%
£100,001 or over	13%	20%	18%	10%	40%
Don't know	27%	27%	18%	9%	18%
Prefer not to say	15%	24%	11%	11%	40%

Base: 717 responses

Key

*	Results not included due to small sample size of fewer than ten responses
A	To stop providing new Home to School Transport to children with Special Educational Needs and/or disabilities attending nursery placements from September 2018
B	To only provide Home to School Transport once a child reaches compulsory school age from September 2019
C	To implement the revised walking distance from two miles to three miles on a child's eighth birthday from September 2018
D	To remove the automatic right to Post-16 Transport for new placements from September 2018
E	To charge where transport is provided as an exception to policy

Of the proposals in this consultation, which one is your most preferred?

Proposals

	A	B	C	D	E
All responses	▲	●	◆	◆	●
<i>Respondent type</i>					
Individuals	▲	●	◆	◆	●
Organisations	◆	▲	●	◆	●
<i>Response channel</i>					
Online response form	▲	●	◆	◆	●
Online easy read response form	◆	●	●	◆	●
Paper response form	*				
Paper easy read response form	*				
<i>Respondent age</i>					
Under 16	*				
16 to 24	*				
25 to 34	◆	●	●	●	●
35 to 44	▲	●	◆	◆	●
45 to 54	▲	●	◆	◆	●
55 to 64	◆	●	▲	◆	●
65 to 74	*				
75 to 84	*				
85 or over	*				
Prefer not to say	▲	●	◆	◆	●
<i>Respondent gender</i>					
Female	▲	●	◆	◆	●
Male	◆	●	▲	◆	●
Other	*				
Prefer not to say	●	◆	●	◆	●
<i>Respondent ethnicity</i>					
White	▲	●	◆	◆	●
Mixed / Multiple ethnic groups	*				
Asian / Asian British	*				
Black / African / Caribbean / Black British	*				
Other ethnic group	*				
Prefer not to say	▲	◆	●	◆	●

Base: 717 responses

Key

*	Results not included due to small sample size of fewer than ten responses
A	To stop providing new Home to School Transport to children with Special Educational Needs and/or disabilities attending nursery placements from September 2018
B	To only provide Home to School Transport once a child reaches compulsory school age from September 2019
C	To implement the revised walking distance from two miles to three miles on a child's eighth birthday from September 2018
D	To remove the automatic right to Post-16 Transport for new placements from September 2018
E	To charge where transport is provided as an exception to policy
●	Most frequently or second most frequently selected proposal
▲	Third most frequently selected proposal
◆	Fourth or least frequently selected proposal

Of the proposals in this consultation, which one is your most preferred?

	Proposals				
	A	B	C	D	E
All responses	▲	●	◆	◆	●
<i>Child(ren) in household</i>					
Aged 0 to 4	▲	◆	◆	●	●
Aged 5 to 8	◆	●	◆	▲	●
Aged 9 to 11	▲	●	◆	◆	●
Aged 12 to 15	▲	●	◆	◆	●
Aged 16 to 18	▲	●	▲	◆	●
None up to the age of 18	◆	◆	▲	●	●
Prefer not to say	●	◆	●	◆	●
<i>Transport received</i>					
Transport received for free	▲	●	◆	◆	●
Transport received for a charge	●	●	◆	◆	▲
No transport received	◆	●	▲	◆	●
Prefer not to say	◆	●	▲	◆	●
<i>Child(ren)'s conditions</i>					
Special Education Needs (SEN)	▲	●	◆	◆	●
A disability, illness, or mobility problem	▲	●	◆	◆	●
Neither of the above	▲	●	◆	◆	●
Prefer not to say	●	◆	●	◆	●
<i>Household income</i>					
Up to £10,000	●	◆	●	◆	●
£10,001 to £20,000	▲	●	◆	◆	●
£20,001 to £30,000	◆	●	▲	◆	●
£30,001 to £40,000	●	▲	◆	◆	●
£40,001 to £50,000	▲	●	◆	◆	●
£50,001 to £60,000	◆	◆	▲	●	●
£60,001 to £70,000	●	◆	▲	◆	●
£70,001 to £80,000	◆	●	●	◆	●
£80,001 to £90,000	◆	●	◆	▲	●
£90,001 to £100,000	▲	●	◆	◆	●
£100,001 or over	◆	●	▲	◆	●
Don't know	●	●	▲	◆	▲
Prefer not to say	▲	●	◆	◆	●

Base: 717 responses

Key

* Results not included due to small sample size of fewer than ten responses
A To stop providing new Home to School Transport to children with Special Educational Needs and/or disabilities attending nursery placements from September 2018
B To only provide Home to School Transport once a child reaches compulsory school age from September 2019
C To implement the revised walking distance from two miles to three miles on a child's eighth birthday from September 2018
D To remove the automatic right to Post-16 Transport for new placements from September 2018
E To charge where transport is provided as an exception to policy
● Most frequently or second most frequently selected proposal
▲ Third most frequently selected proposal
◆ Fourth or least frequently selected proposal

Appendix Six: Code frame for ‘Question Six: Please describe what, if any, impact the proposals set out in this consultation could have on you (or your organisation or group)’

Comment	Number of mentions
The proposals would cause financial pressure	113
Financial pressure: quality of life	12
Financial pressure: impact on working life/ability to have job	57
There would be an impact on the parent/carer of disabled child(ren)	111
Effect on parent/carer of disabled child/ren: financial pressure	58
Effect on parent/carer of disabled child/ren: impact on working life	34
Effect on parent/carer of disabled child/ren: impact on respite time	9
Effect on parent/carer of disabled child/ren: lack of time with other child/ren	4
Effect on parent/carer of disabled child/ren: disrupted travel arrangements	39
There would be issues for disabled young people in Post-16 education	108
Disability: distance to specialist school	22
Disability: wellbeing	13
Disability: choice of school	16
Disability: obstacle to accessing specialist provision/education	60
Disability: other transport options are not suitable	20
There would be an impact on children aged eight years or over	108
Impact on children: barrier to early years education	15
Impact on children: dangerous/unsafe walking route	60
Impact on children: disrupted travel arrangements	22
Impact on children: long walking distance	34
There would be an impact on traffic	106
Impact on traffic: Increased traffic will have negative environmental impact	30
There would be an impact on disabled children, particularly of school age	89
There would be no impact on the respondent	67
There would be an impact on disabled children of nursery age	58
Nursery aged disabled children: miss out on education	45
Nursery aged disabled children: Negatively impact educational progress	20
There was mention of an impact on a specific school	49
There would be an impact on young children aged four to five years	25
Impact on children aged four to five: dangerous walking route / safety	2
Impact on children aged four to five: walking distance	4
Impact on children age four to five: early years education	14
There would be an impact on the respondent’s job	12

Appendix Seven: Code frame for ‘Question Seven: If you have any further comments on the proposals in this consultation, or alternative suggestions on how the County Council could save £1.54 million from its Children's Services budget, then please provide these’

Comment	Number of mentions
Internal service costs should be reduced	81
Reducing internal service costs: Reducing management costs	27
Reducing internal service costs: Staff pay / benefits / costs	20
Reducing internal service costs: Children With Disabilities admin related costs	22
Reducing internal service costs: Administration costs	6
There should not be any cuts to the service	78
Do not make cuts: Disabled children	32
Do not make cuts: Will ultimately cost the council more	12
Funds should be raised by other means	53
Selling assets / using reserves	7
Raise council tax	25
Other services or contracts should be cut	51
Cut other services: Free school meals	13
Cut other services: Free child care	1
Service running costs should be reduced	47
Reducing overall service costs: Most vulnerable	16
Reducing overall service costs: Suppliers of transport	26
Comments about charging	44
Charging: Blanket charge for all families	18
Charging: Disability	5
There should be eligibility criteria for transport	42
Eligibility criteria: Non-catchment schooling	12
Eligibility criteria: Household income / means testing	11
There should be more partnership working	37
Partnership working: public buses	7
Partnership working: school funding / schools to provide transport	8
Partnership working: co-ordinated / shared transport	16
Central Government should provide more funding	34
There should be an improved school offer	22
Improve school offer: Specialist schools	10
Improve school offer: Build more schools	8
There was not enough information to provide a response	20
Agreement with proposals	7

Appendix Eight: Data tables for the response form

		Question One: To what extent do you agree or disagree with the following proposals? To stop providing new Home to School Transport to children with Special Educational Needs and/or disabilities attending nursery placements from September 2018					
Base		Strongly disagree	Disagree	Neither agree nor disagree	Agree	Strongly agree	Don't know
Total	722	384 53.2%	110 15.2%	57 7.9%	102 14.1%	57 7.9%	12 1.7%
Is this a personal response, or are you responding on behalf of an organisation that you represent?							
This is a personal response	693	368 53.1%	105 15.2%	55 7.9%	98 14.1%	55 7.9%	12 1.7%
This response is on behalf of an organisation that I represent	29	16 55.2%	5 17.2%	2 6.9%	4 13.8%	2 6.9%	0 0.0%
What was your age on your last birthday?							
Under 16	3	*	*	*	*	*	*
16 to 24	7	*	*	*	*	*	*
25 to 34	61	34 55.7%	7 11.5%	3 4.9%	8 13.1%	9 14.8%	0 0.0%
35 to 44	263	149 56.7%	39 14.8%	23 8.7%	31 11.8%	15 5.7%	6 2.3%
45 to 54	241	121 50.2%	38 15.8%	21 8.7%	34 14.1%	23 9.5%	4 1.7%
55 to 64	72	36 50.0%	13 18.1%	5 6.9%	14 19.4%	4 5.6%	0 0.0%
65 to 74	11	5 45.5%	4 36.4%	0 0.0%	0 0.0%	1 9.1%	1 9.1%
75 to 84	2	*	*	*	*	*	*
85 or over	0	*	*	*	*	*	*
Prefer not to say	17	9 52.9%	1 5.9%	1 5.9%	5 29.4%	1 5.9%	0 0.0%
How would you describe your gender?							
Male	134	75 56.0%	16 11.9%	8 6.0%	20 14.9%	11 8.2%	4 3.0%
Female	505	261 51.7%	81 16.0%	45 8.9%	68 13.5%	42 8.3%	8 1.6%
Other	1	*	*	*	*	*	*
Prefer not to say	25	16 64.0%	1 4.0%	1 4.0%	6 24.0%	1 4.0%	0 0.0%
What is your ethnic group?							
White	611	313 51.2%	99 16.2%	51 8.3%	85 13.9%	51 8.3%	12 2.0%
Mixed / Multiple ethnic groups	4	*	*	*	*	*	*
Asian / Asian British	10	7 70.0%	0 0.0%	1 10.0%	1 10.0%	1 10.0%	0 0.0%
Black / African / Caribbean / Black British	1	*	*	*	*	*	*
Other ethnic group	1	*	*	*	*	*	*
Prefer not to say	47	34 72.3%	2 4.3%	2 4.3%	7 14.9%	2 4.3%	0 0.0%

* Number suppressed due to small sample size (fewer than ten responses in this respondent sample)

		Question One: To what extent do you agree or disagree with the following proposals? To stop providing new Home to School Transport to children with Special Educational Needs and/or disabilities attending nursery placements from September 2018						
		Base	Strongly disagree	Disagree	Neither agree nor disagree	Agree	Strongly agree	Don't know
Total		661	351 53.1%	101 15.3%	53 8.0%	95 14.4%	50 7.6%	11 1.7%
Are there any children or young people up to the age of 18 living in your household (including yourself)?								
Yes - aged 0 to 4	136	84 61.8%	18 13.2%	10 7.4%	14 10.3%	9 6.6%	1 0.7%	
Yes - aged 5 to 8	229	137 59.8%	35 15.3%	23 10.0%	24 10.5%	6 2.6%	4 1.7%	
Yes - aged 9 to 11	179	92 51.4%	38 21.2%	20 11.2%	20 11.2%	5 2.8%	4 2.2%	
Yes - aged 12 to 15	223	120 53.8%	31 13.9%	14 6.3%	29 13.0%	21 9.4%	8 3.6%	
Yes - aged 16 to 18	108	55 50.9%	16 14.8%	7 6.5%	18 16.7%	11 10.2%	1 0.9%	
No - none up to the age of 18	105	50 47.6%	15 14.3%	4 3.8%	21 20.0%	14 13.3%	1 1.0%	
Prefer not to say	32	14 43.8%	5 15.6%	1 3.1%	8 25.0%	4 12.5%	0 0.0%	
Do any of the children or young people in your household currently receive Home to School Transport provided by Hampshire County Council?								
Yes - for free	254	151 59.4%	39 15.4%	25 9.8%	29 11.4%	6 2.4%	4 1.6%	
Yes - paid for	32	18 56.3%	2 6.3%	4 12.5%	3 9.4%	2 6.3%	3 9.4%	
No	210	95 45.2%	37 17.6%	20 9.5%	32 15.2%	22 10.5%	4 1.9%	
Prefer not to say	21	15 71.4%	2 9.5%	1 4.8%	1 4.8%	2 9.5%	0 0.0%	
Do any of the children or young people in your household have either of the following?								
Special Education Needs (SEN)	224	130 58.0%	32 14.3%	20 8.9%	27 12.1%	11 4.9%	4 1.8%	
A disability, illness, or other problem that affects their mobility	129	78 60.5%	18 14.0%	11 8.5%	13 10.1%	5 3.9%	4 3.1%	
Neither of the above	245	123 50.2%	44 18.0%	25 10.2%	32 13.1%	16 6.5%	5 2.0%	
Prefer not to say	30	20 66.7%	1 3.3%	1 3.3%	4 13.3%	4 13.3%	0 0.0%	
What is your total annual household income, from all sources, before tax and other deductions?								
Up to £10,000	28	13 46.4%	9 32.1%	0 0.0%	3 10.7%	2 7.1%	1 3.6%	
£10,001 to £20,000	44	23 52.3%	9 20.5%	3 6.8%	5 11.4%	4 9.1%	0 0.0%	
£20,001 to £30,000	45	31 68.9%	2 4.4%	4 8.9%	3 6.7%	5 11.1%	0 0.0%	
£30,001 to £40,000	61	28 45.9%	11 18.0%	3 4.9%	13 21.3%	4 6.6%	2 3.3%	
£40,001 to £50,000	55	31 56.4%	6 10.9%	2 3.6%	9 16.4%	6 10.9%	1 1.8%	
£50,001 to £60,000	43	18 41.9%	4 9.3%	5 11.6%	10 23.3%	4 9.3%	2 4.7%	
£60,001 to £70,000	28	10 35.7%	6 21.4%	2 7.1%	5 17.9%	5 17.9%	0 0.0%	
£70,001 to £80,000	28	12 42.9%	6 21.4%	2 7.1%	4 14.3%	3 10.7%	1 3.6%	
£80,001 to £90,000	23	10 43.5%	5 21.7%	5 21.7%	2 8.7%	0 0.0%	1 4.3%	
£90,001 to £100,000	13	8 61.5%	2 15.4%	2 15.4%	1 7.7%	0 0.0%	0 0.0%	
£100,001 or over	41	19 46.3%	8 19.5%	4 9.8%	4 9.8%	5 12.2%	1 2.4%	
Don't know	13	5 38.5%	3 23.1%	1 7.7%	4 30.8%	0 0.0%	0 0.0%	
Prefer not to say	211	124 58.8%	28 13.3%	16 7.6%	30 14.2%	11 5.2%	2 0.9%	

* Number suppressed due to small sample size (fewer than ten responses in this respondent sample)

		Question One: To what extent do you agree or disagree with the following proposals? To only provide Home to School Transport once a child reaches compulsory school age from September 2019					
Base		Strongly disagree	Disagree	Neither agree nor disagree	Agree	Strongly agree	Don't know
Total	721	287 39.8%	110 15.3%	55 7.6%	168 23.3%	95 13.2%	6 0.8%
Is this a personal response, or are you responding on behalf of an organisation that you represent?							
This is a personal response	692	270 39.0%	108 15.6%	53 7.7%	161 23.3%	94 13.6%	6 0.9%
This response is on behalf of an organisation that I represent	29	17 58.6%	2 6.9%	2 6.9%	7 24.1%	1 3.4%	0 0.0%
What was your age on your last birthday?							
Under 16	3	*	*	*	*	*	*
16 to 24	7	*	*	*	*	*	*
25 to 34	61	28 45.9%	7 11.5%	4 6.6%	10 16.4%	12 19.7%	0 0.0%
35 to 44	262	125 47.7%	43 16.4%	22 8.4%	46 17.6%	22 8.4%	4 1.5%
45 to 54	241	72 29.9%	38 15.8%	18 7.5%	67 27.8%	44 18.3%	2 0.8%
55 to 64	72	25 34.7%	11 15.3%	4 5.6%	23 31.9%	9 12.5%	0 0.0%
65 to 74	11	3 27.3%	4 36.4%	1 9.1%	3 27.3%	0 0.0%	0 0.0%
75 to 84	2	*	*	*	*	*	*
85 or over	0	*	*	*	*	*	*
Prefer not to say	17	7 41.2%	2 11.8%	1 5.9%	4 23.5%	3 17.6%	0 0.0%
How would you describe your gender?							
Male	134	46 34.3%	16 11.9%	11 8.2%	34 25.4%	24 17.9%	3 2.2%
Female	505	200 39.6%	85 16.8%	38 7.5%	115 22.8%	64 12.7%	3 0.6%
Other	1	*	*	*	*	*	*
Prefer not to say	25	15 60.0%	2 8.0%	1 4.0%	4 16.0%	3 12.0%	0 0.0%
What is your ethnic group?							
White	611	227 37.2%	103 16.9%	46 7.5%	144 23.6%	85 13.9%	6 1.0%
Mixed / Multiple ethnic groups	4	*	*	*	*	*	*
Asian / Asian British	10	7 70.0%	0 0.0%	1 10.0%	0 0.0%	2 20.0%	0 0.0%
Black / African / Caribbean / Black British	1	*	*	*	*	*	*
Other ethnic group	1	*	*	*	*	*	*
Prefer not to say	46	27 58.7%	3 6.5%	4 8.7%	8 17.4%	4 8.7%	0 0.0%

* Number suppressed due to small sample size (fewer than ten responses in this respondent sample)

		Question One: To what extent do you agree or disagree with the following proposals? To only provide Home to School Transport once a child reaches compulsory school age from September 2019					
Base		Strongly disagree	Disagree	Neither agree nor disagree	Agree	Strongly agree	Don't know
Total	660	261 39.5%	105 15.9%	52 7.9%	151 22.9%	85 12.9%	6 0.9%
Are there any children or young people up to the age of 18 living in your household (including yourself)?							
Yes - aged 0 to 4	137	81 59.1%	21 15.3%	7 5.1%	18 13.1%	10 7.3%	0 0.0%
Yes - aged 5 to 8	228	118 51.8%	41 18.0%	17 7.5%	35 15.4%	14 6.1%	3 1.3%
Yes - aged 9 to 11	179	69 38.5%	33 18.4%	21 11.7%	38 21.2%	16 8.9%	2 1.1%
Yes - aged 12 to 15	222	72 32.4%	37 16.7%	17 7.7%	61 27.5%	30 13.5%	5 2.3%
Yes - aged 16 to 18	107	33 30.8%	21 19.6%	10 9.3%	22 20.6%	20 18.7%	1 0.9%
No - none up to the age of 18	105	31 29.5%	16 15.2%	9 8.6%	27 25.7%	22 21.0%	0 0.0%
Prefer not to say	32	16 50.0%	2 6.3%	1 3.1%	8 25.0%	5 15.6%	0 0.0%
Do any of the children or young people in your household currently receive Home to School Transport provided by Hampshire County Council?							
Yes - for free	254	117 46.1%	42 16.5%	24 9.4%	47 18.5%	23 9.1%	1 0.4%
Yes - paid for	32	10 31.3%	3 9.4%	3 9.4%	9 28.1%	7 21.9%	0 0.0%
No	209	69 33.0%	39 18.7%	15 7.2%	53 25.4%	28 13.4%	5 2.4%
Prefer not to say	21	9 42.9%	3 14.3%	2 9.5%	5 23.8%	2 9.5%	0 0.0%
Do any of the children or young people in your household have either of the following?							
Special Education Needs (SEN)	223	85 38.1%	40 17.9%	24 10.8%	58 26.0%	15 6.7%	1 0.4%
A disability, illness, or other problem that affects their mobility	128	47 36.7%	21 16.4%	17 13.3%	31 24.2%	10 7.8%	2 1.6%
Neither of the above	245	103 42.0%	43 17.6%	15 6.1%	47 19.2%	33 13.5%	4 1.6%
Prefer not to say	30	15 50.0%	2 6.7%	1 3.3%	4 13.3%	8 26.7%	0 0.0%
What is your total annual household income, from all sources, before tax and other deductions?							
Up to £10,000	28	12 42.9%	5 17.9%	1 3.6%	6 21.4%	4 14.3%	0 0.0%
£10,001 to £20,000	44	17 38.6%	6 13.6%	3 6.8%	13 29.5%	5 11.4%	0 0.0%
£20,001 to £30,000	45	20 44.4%	4 8.9%	5 11.1%	9 20.0%	7 15.6%	0 0.0%
£30,001 to £40,000	61	14 23.0%	17 27.9%	3 4.9%	19 31.1%	8 13.1%	0 0.0%
£40,001 to £50,000	54	24 44.4%	4 7.4%	2 3.7%	17 31.5%	7 13.0%	0 0.0%
£50,001 to £60,000	43	15 34.9%	7 16.3%	3 7.0%	11 25.6%	7 16.3%	0 0.0%
£60,001 to £70,000	28	12 42.9%	5 17.9%	1 3.6%	5 17.9%	4 14.3%	1 3.6%
£70,001 to £80,000	28	12 42.9%	3 10.7%	2 7.1%	6 21.4%	4 14.3%	1 3.6%
£80,001 to £90,000	23	7 30.4%	6 26.1%	2 8.7%	6 26.1%	1 4.3%	1 4.3%
£90,001 to £100,000	13	7 53.8%	2 15.4%	2 15.4%	1 7.7%	0 0.0%	1 7.7%
£100,001 or over	41	14 34.1%	3 7.3%	2 4.9%	11 26.8%	10 24.4%	1 2.4%
Don't know	13	5 38.5%	3 23.1%	1 7.7%	4 30.8%	0 0.0%	0 0.0%
Prefer not to say	212	92 43.4%	33 15.6%	22 10.4%	39 18.4%	25 11.8%	1 0.5%

* Number suppressed due to small sample size (fewer than ten responses in this respondent sample)

		Question One: To what extent do you agree or disagree with the following proposals? To implement the revised walking distance from two miles to three miles on a child's eighth birthday from September 2018					
Base		Strongly disagree	Disagree	Neither agree nor disagree	Agree	Strongly agree	Don't know
Total	723	312 43.2%	178 24.6%	56 7.7%	121 16.7%	53 7.3%	3 0.4%
Is this a personal response, or are you responding on behalf of an organisation that you represent?							
This is a personal response	695	305 43.9%	169 24.3%	55 7.9%	112 16.1%	52 7.5%	2 0.3%
This response is on behalf of an organisation that I represent	28	7 25.0%	9 32.1%	1 3.6%	9 32.1%	1 3.6%	1 3.6%
What was your age on your last birthday?							
Under 16	3	*	*	*	*	*	*
16 to 24	7	*	*	*	*	*	*
25 to 34	61	23 37.7%	15 24.6%	6 9.8%	10 16.4%	7 11.5%	0 0.0%
35 to 44	264	139 52.7%	56 21.2%	20 7.6%	33 12.5%	14 5.3%	2 0.8%
45 to 54	242	94 38.8%	65 26.9%	22 9.1%	39 16.1%	22 9.1%	0 0.0%
55 to 64	72	27 37.5%	22 30.6%	2 2.8%	19 26.4%	2 2.8%	0 0.0%
65 to 74	11	5 45.5%	2 18.2%	0 0.0%	4 36.4%	0 0.0%	0 0.0%
75 to 84	2	*	*	*	*	*	*
85 or over	0	*	*	*	*	*	*
Prefer not to say	17	6 35.3%	4 23.5%	1 5.9%	3 17.6%	3 17.6%	0 0.0%
How would you describe your gender?							
Male	136	58 42.6%	27 19.9%	12 8.8%	26 19.1%	13 9.6%	0 0.0%
Female	505	225 44.6%	130 25.7%	37 7.3%	77 15.2%	34 6.7%	2 0.4%
Other	1	*	*	*	*	*	*
Prefer not to say	25	10 40.0%	6 24.0%	2 8.0%	4 16.0%	3 12.0%	0 0.0%
What is your ethnic group?							
White	613	265 43.2%	151 24.6%	50 8.2%	100 16.3%	45 7.3%	2 0.3%
Mixed / Multiple ethnic groups	4	*	*	*	*	*	*
Asian / Asian British	10	6 60.0%	2 20.0%	0 0.0%	1 10.0%	1 10.0%	0 0.0%
Black / African / Caribbean / Black British	1	*	*	*	*	*	*
Other ethnic group	1	*	*	*	*	*	*
Prefer not to say	47	24 51.1%	9 19.1%	3 6.4%	7 14.9%	4 8.5%	0 0.0%

* Number suppressed due to small sample size (fewer than ten responses in this respondent sample)

		Question One: To what extent do you agree or disagree with the following proposals? To implement the revised walking distance from two miles to three miles on a child's eighth birthday from September 2018					
Base		Strongly disagree	Disagree	Neither agree nor disagree	Agree	Strongly agree	Don't know
Total	663	295 44.5%	161 24.3%	51 7.7%	107 16.1%	47 7.1%	2 0.3%
Are there any children or young people up to the age of 18 living in your household (including yourself)?							
Yes - aged 0 to 4	136	71 52.2%	35 25.7%	11 8.1%	15 11.0%	4 2.9%	0 0.0%
Yes - aged 5 to 8	229	137 59.8%	45 19.7%	13 5.7%	25 10.9%	9 3.9%	0 0.0%
Yes - aged 9 to 11	180	87 48.3%	45 25.0%	14 7.8%	24 13.3%	9 5.0%	1 0.6%
Yes - aged 12 to 15	224	104 46.4%	46 20.5%	20 8.9%	36 16.1%	16 7.1%	2 0.9%
Yes - aged 16 to 18	108	41 38.0%	25 23.1%	16 14.8%	20 18.5%	6 5.6%	0 0.0%
No - none up to the age of 18	105	26 24.8%	29 27.6%	7 6.7%	29 27.6%	14 13.3%	0 0.0%
Prefer not to say	32	13 40.6%	9 28.1%	2 6.3%	4 12.5%	4 12.5%	0 0.0%
Do any of the children or young people in your household currently receive Home to School Transport provided by Hampshire County Council?							
Yes - for free	257	149 58.0%	48 18.7%	23 8.9%	31 12.1%	5 1.9%	1 0.4%
Yes - paid for	32	12 37.5%	7 21.9%	3 9.4%	8 25.0%	2 6.3%	0 0.0%
No	209	74 35.4%	63 30.1%	17 8.1%	34 16.3%	20 9.6%	1 0.5%
Prefer not to say	21	14 66.7%	3 14.3%	1 4.8%	1 4.8%	2 9.5%	0 0.0%
Do any of the children or young people in your household have either of the following?							
Special Education Needs (SEN)	224	88 39.3%	61 27.2%	30 13.4%	36 16.1%	8 3.6%	1 0.4%
A disability, illness, or other problem that affects their mobility	129	54 41.9%	31 24.0%	21 16.3%	19 14.7%	3 2.3%	1 0.8%
Neither of the above	247	136 55.1%	48 19.4%	12 4.9%	34 13.8%	16 6.5%	1 0.4%
Prefer not to say	30	17 56.7%	6 20.0%	0 0.0%	2 6.7%	5 16.7%	0 0.0%
What is your total annual household income, from all sources, before tax and other deductions?							
Up to £10,000	28	15 53.6%	6 21.4%	1 3.6%	3 10.7%	3 10.7%	0 0.0%
£10,001 to £20,000	44	23 52.3%	11 25.0%	4 9.1%	2 4.5%	4 9.1%	0 0.0%
£20,001 to £30,000	46	19 41.3%	13 28.3%	3 6.5%	8 17.4%	3 6.5%	0 0.0%
£30,001 to £40,000	61	24 39.3%	14 23.0%	5 8.2%	14 23.0%	4 6.6%	0 0.0%
£40,001 to £50,000	55	17 30.9%	20 36.4%	3 5.5%	11 20.0%	4 7.3%	0 0.0%
£50,001 to £60,000	43	14 32.6%	10 23.3%	3 7.0%	9 20.9%	7 16.3%	0 0.0%
£60,001 to £70,000	28	12 42.9%	2 7.1%	2 7.1%	9 32.1%	3 10.7%	0 0.0%
£70,001 to £80,000	28	10 35.7%	4 14.3%	2 7.1%	8 28.6%	3 10.7%	1 3.6%
£80,001 to £90,000	23	10 43.5%	9 39.1%	2 8.7%	1 4.3%	1 4.3%	0 0.0%
£90,001 to £100,000	13	5 38.5%	4 30.8%	2 15.4%	2 15.4%	0 0.0%	0 0.0%
£100,001 or over	41	18 43.9%	8 19.5%	6 14.6%	5 12.2%	4 9.8%	0 0.0%
Don't know	13	6 46.2%	4 30.8%	2 15.4%	1 7.7%	0 0.0%	0 0.0%
Prefer not to say	212	106 50.0%	51 24.1%	13 6.1%	31 14.6%	10 4.7%	1 0.5%

* Number suppressed due to small sample size (fewer than ten responses in this respondent sample)

		Question One: To what extent do you agree or disagree with the following proposals? To remove the automatic right to Post-16 Transport for new placements from September 2018						
		Strongly disagree	Disagree	Neither agree nor disagree	Agree	Strongly agree	Don't know	
Total	Base	723	392 54.2%	133 18.4%	42 5.8%	92 12.7%	57 7.9%	7 1.0%
Is this a personal response, or are you responding on behalf of an organisation that you represent?								
This is a personal response		694	380 54.8%	127 18.3%	37 5.3%	89 12.8%	55 7.9%	6 0.9%
This response is on behalf of an organisation that I represent		29	12 41.4%	6 20.7%	5 17.2%	3 10.3%	2 6.9%	1 3.4%
What was your age on your last birthday?								
Under 16		3	*	*	*	*	*	*
16 to 24		7	*	*	*	*	*	*
25 to 34		61	25 41.0%	9 14.8%	3 4.9%	13 21.3%	11 18.0%	0 0.0%
35 to 44		262	147 56.1%	51 19.5%	17 6.5%	32 12.2%	11 4.2%	4 1.5%
45 to 54		243	140 57.6%	47 19.3%	6 2.5%	25 10.3%	23 9.5%	2 0.8%
55 to 64		72	36 50.0%	13 18.1%	6 8.3%	13 18.1%	4 5.6%	0 0.0%
65 to 74		11	5 45.5%	2 18.2%	2 18.2%	1 9.1%	1 9.1%	0 0.0%
75 to 84		2	*	*	*	*	*	*
85 or over		0	*	*	*	*	*	*
Prefer not to say		17	11 64.7%	3 17.6%	0 0.0%	2 11.8%	1 5.9%	0 0.0%
How would you describe your gender?								
Male		133	70 52.6%	19 14.3%	7 5.3%	23 17.3%	12 9.0%	2 1.5%
Female		507	273 53.8%	103 20.3%	26 5.1%	62 12.2%	40 7.9%	3 0.6%
Other		1	*	*	*	*	*	*
Prefer not to say		25	18 72.0%	2 8.0%	1 4.0%	2 8.0%	1 4.0%	1 4.0%
What is your ethnic group?								
White		613	323 52.7%	119 19.4%	34 5.5%	82 13.4%	51 8.3%	4 0.7%
Mixed / Multiple ethnic groups		4	*	*	*	*	*	*
Asian / Asian British		9	*	*	*	*	*	*
Black / African / Caribbean / Black British		1	*	*	*	*	*	*
Other ethnic group		1	*	*	*	*	*	*
Prefer not to say		47	34 72.3%	5 10.6%	1 2.1%	4 8.5%	1 2.1%	2 4.3%

* Number suppressed due to small sample size (fewer than ten responses in this respondent sample)

		Question One: To what extent do you agree or disagree with the following proposals? To remove the automatic right to Post-16 Transport for new placements from September 2018					
Base		Strongly disagree	Disagree	Neither agree nor disagree	Agree	Strongly agree	Don't know
Total	663	364 54.9%	122 18.4%	35 5.3%	85 12.8%	51 7.7%	6 0.9%
Are there any children or young people up to the age of 18 living in your household (including yourself)?							
Yes - aged 0 to 4	136	71 52.2%	27 19.9%	8 5.9%	20 14.7%	9 6.6%	1 0.7%
Yes - aged 5 to 8	229	130 56.8%	51 22.3%	15 6.6%	24 10.5%	7 3.1%	2 0.9%
Yes - aged 9 to 11	179	115 64.2%	36 20.1%	6 3.4%	16 8.9%	5 2.8%	1 0.6%
Yes - aged 12 to 15	225	146 64.9%	40 17.8%	4 1.8%	20 8.9%	13 5.8%	2 0.9%
Yes - aged 16 to 18	109	68 62.4%	19 17.4%	2 1.8%	12 11.0%	8 7.3%	0 0.0%
No - none up to the age of 18	105	36 34.3%	19 18.1%	11 10.5%	21 20.0%	17 16.2%	1 1.0%
Prefer not to say	32	16 50.0%	4 12.5%	1 3.1%	4 12.5%	5 15.6%	2 6.3%
Do any of the children or young people in your household currently receive Home to School Transport provided by Hampshire County Council?							
Yes - for free	255	185 72.5%	37 14.5%	13 5.1%	18 7.1%	1 0.4%	1 0.4%
Yes - paid for	32	20 62.5%	7 21.9%	0 0.0%	2 6.3%	3 9.4%	0 0.0%
No	211	85 40.3%	52 24.6%	8 3.8%	39 18.5%	25 11.8%	2 0.9%
Prefer not to say	21	17 81.0%	3 14.3%	1 4.8%	0 0.0%	0 0.0%	0 0.0%
Do any of the children or young people in your household have either of the following?							
Special Education Needs (SEN)	225	177 78.7%	26 11.6%	5 2.2%	13 5.8%	4 1.8%	0 0.0%
A disability, illness, or other problem that affects their mobility	129	105 81.4%	13 10.1%	4 3.1%	7 5.4%	0 0.0%	0 0.0%
Neither of the above	246	100 40.7%	61 24.8%	15 6.1%	44 17.9%	23 9.3%	3 1.2%
Prefer not to say	30	21 70.0%	6 20.0%	1 3.3%	0 0.0%	2 6.7%	0 0.0%
What is your total annual household income, from all sources, before tax and other deductions?							
Up to £10,000	28	20 71.4%	5 17.9%	0 0.0%	2 7.1%	1 3.6%	0 0.0%
£10,001 to £20,000	44	30 68.2%	8 18.2%	1 2.3%	4 9.1%	1 2.3%	0 0.0%
£20,001 to £30,000	46	30 65.2%	7 15.2%	3 6.5%	2 4.3%	3 6.5%	1 2.2%
£30,001 to £40,000	61	26 42.6%	12 19.7%	5 8.2%	13 21.3%	5 8.2%	0 0.0%
£40,001 to £50,000	55	27 49.1%	13 23.6%	1 1.8%	10 18.2%	4 7.3%	0 0.0%
£50,001 to £60,000	43	13 30.2%	7 16.3%	4 9.3%	10 23.3%	8 18.6%	1 2.3%
£60,001 to £70,000	28	12 42.9%	7 25.0%	2 7.1%	2 7.1%	5 17.9%	0 0.0%
£70,001 to £80,000	28	10 35.7%	8 28.6%	2 7.1%	5 17.9%	3 10.7%	0 0.0%
£80,001 to £90,000	23	12 52.2%	3 13.0%	2 8.7%	5 21.7%	1 4.3%	0 0.0%
£90,001 to £100,000	13	8 61.5%	2 15.4%	0 0.0%	2 15.4%	1 7.7%	0 0.0%
£100,001 or over	41	18 43.9%	6 14.6%	0 0.0%	10 24.4%	6 14.6%	1 2.4%
Don't know	13	10 76.9%	3 23.1%	0 0.0%	0 0.0%	0 0.0%	0 0.0%
Prefer not to say	212	131 61.8%	34 16.0%	14 6.6%	19 9.0%	11 5.2%	3 1.4%

* Number suppressed due to small sample size (fewer than ten responses in this respondent sample)

		Question One: To what extent do you agree or disagree with the following proposals?						
		To charge where transport is provided as an exception to policy						
		Strongly disagree	Disagree	Neither agree nor disagree	Agree	Strongly agree	Don't know	
Total	Base	721	220 30.5%	111 15.4%	110 15.3%	168 23.3%	94 13.0%	18 2.5%
Is this a personal response, or are you responding on behalf of an organisation that you represent?								
This is a personal response		692	215 31.1%	109 15.8%	101 14.6%	157 22.7%	92 13.3%	18 2.6%
This response is on behalf of an organisation that I represent		29	5 17.2%	2 6.9%	9 31.0%	11 37.9%	2 6.9%	0 0.0%
What was your age on your last birthday?								
Under 16		3	*	*	*	*	*	*
16 to 24		7	*	*	*	*	*	*
25 to 34		60	16 26.7%	7 11.7%	6 10.0%	14 23.3%	16 26.7%	1 1.7%
35 to 44		263	94 35.7%	42 16.0%	40 15.2%	55 20.9%	21 8.0%	11 4.2%
45 to 54		241	63 26.1%	40 16.6%	39 16.2%	53 22.0%	41 17.0%	5 2.1%
55 to 64		72	21 29.2%	10 13.9%	9 12.5%	24 33.3%	8 11.1%	0 0.0%
65 to 74		11	3 27.3%	2 18.2%	2 18.2%	4 36.4%	0 0.0%	0 0.0%
75 to 84		2	*	*	*	*	*	*
85 or over		0	*	*	*	*	*	*
Prefer not to say		17	7 41.2%	1 5.9%	2 11.8%	3 17.6%	3 17.6%	1 5.9%
How would you describe your gender?								
Male		133	43 32.3%	16 12.0%	18 13.5%	32 24.1%	22 16.5%	2 1.5%
Female		505	148 29.3%	88 17.4%	78 15.4%	114 22.6%	63 12.5%	14 2.8%
Other		1	*	*	*	*	*	*
Prefer not to say		25	13 52.0%	0 0.0%	2 8.0%	5 20.0%	3 12.0%	2 8.0%
What is your ethnic group?								
White		610	178 29.2%	103 16.9%	89 14.6%	143 23.4%	83 13.6%	14 2.3%
Mixed / Multiple ethnic groups		4	*	*	*	*	*	*
Asian / Asian British		10	6 60.0%	1 10.0%	1 10.0%	1 10.0%	1 10.0%	0 0.0%
Black / African / Caribbean / Black British		1	*	*	*	*	*	*
Other ethnic group		1	*	*	*	*	*	*
Prefer not to say		47	22 46.8%	1 2.1%	7 14.9%	11 23.4%	3 6.4%	3 6.4%

* Number suppressed due to small sample size (fewer than ten responses in this respondent sample)

		Question One: To what extent do you agree or disagree with the following proposals?						
		To charge where transport is provided as an exception to policy						
		Base	Strongly disagree	Disagree	Neither agree nor disagree	Agree	Strongly agree	Don't know
Total		660	205 31.1%	102 15.5%	98 14.8%	152 23.0%	85 12.9%	18 2.7%
Are there any children or young people up to the age of 18 living in your household (including yourself)?								
	Yes - aged 0 to 4	136	52 38.2%	19 14.0%	18 13.2%	27 19.9%	15 11.0%	5 3.7%
	Yes - aged 5 to 8	229	76 33.2%	43 18.8%	41 17.9%	45 19.7%	17 7.4%	7 3.1%
	Yes - aged 9 to 11	179	56 31.3%	33 18.4%	31 17.3%	38 21.2%	13 7.3%	8 4.5%
	Yes - aged 12 to 15	223	72 32.3%	31 13.9%	38 17.0%	50 22.4%	23 10.3%	9 4.0%
	Yes - aged 16 to 18	108	31 28.7%	23 21.3%	15 13.9%	22 20.4%	17 15.7%	0 0.0%
	No - none up to the age of 18	104	19 18.3%	12 11.5%	14 13.5%	32 30.8%	26 25.0%	1 1.0%
	Prefer not to say	32	12 37.5%	3 9.4%	2 6.3%	6 18.8%	6 18.8%	3 9.4%
Do any of the children or young people in your household currently receive Home to School Transport provided by Hampshire County Council?								
	Yes - for free	253	102 40.3%	44 17.4%	39 15.4%	48 19.0%	11 4.3%	9 3.6%
	Yes - paid for	32	12 37.5%	8 25.0%	4 12.5%	3 9.4%	3 9.4%	2 6.3%
	No	211	46 21.8%	32 15.2%	33 15.6%	57 27.0%	40 19.0%	3 1.4%
	Prefer not to say	21	9 42.9%	4 19.0%	5 23.8%	3 14.3%	0 0.0%	0 0.0%
Do any of the children or young people in your household have either of the following?								
	Special Education Needs (SEN)	223	75 33.6%	44 19.7%	41 18.4%	49 22.0%	6 2.7%	8 3.6%
	A disability, illness, or other problem that affects their mobility	129	48 37.2%	28 21.7%	20 15.5%	25 19.4%	4 3.1%	4 3.1%
	Neither of the above	246	76 30.9%	36 14.6%	34 13.8%	54 22.0%	41 16.7%	5 2.0%
	Prefer not to say	30	13 43.3%	3 10.0%	3 10.0%	7 23.3%	3 10.0%	1 3.3%
What is your total annual household income, from all sources, before tax and other deductions?								
	Up to £10,000	28	13 46.4%	3 10.7%	2 7.1%	5 17.9%	5 17.9%	0 0.0%
	£10,001 to £20,000	44	16 36.4%	9 20.5%	10 22.7%	5 11.4%	4 9.1%	0 0.0%
	£20,001 to £30,000	44	15 34.1%	11 25.0%	2 4.5%	11 25.0%	3 6.8%	2 4.5%
	£30,001 to £40,000	61	17 27.9%	8 13.1%	8 13.1%	17 27.9%	10 16.4%	1 1.6%
	£40,001 to £50,000	55	10 18.2%	10 18.2%	10 18.2%	15 27.3%	9 16.4%	1 1.8%
	£50,001 to £60,000	43	7 16.3%	4 9.3%	7 16.3%	13 30.2%	12 27.9%	0 0.0%
	£60,001 to £70,000	28	6 21.4%	3 10.7%	6 21.4%	9 32.1%	4 14.3%	0 0.0%
	£70,001 to £80,000	28	6 21.4%	2 7.1%	5 17.9%	12 42.9%	3 10.7%	0 0.0%
	£80,001 to £90,000	23	10 43.5%	3 13.0%	2 8.7%	3 13.0%	3 13.0%	2 8.7%
	£90,001 to £100,000	13	5 38.5%	1 7.7%	2 15.4%	3 23.1%	2 15.4%	0 0.0%
	£100,001 or over	41	10 24.4%	5 12.2%	4 9.8%	10 24.4%	11 26.8%	1 2.4%
	Don't know	13	4 30.8%	4 30.8%	2 15.4%	1 7.7%	1 7.7%	1 7.7%
	Prefer not to say	212	77 36.3%	31 14.6%	36 17.0%	43 20.3%	16 7.5%	9 4.2%

* Number suppressed due to small sample size (fewer than ten responses in this respondent sample)

		Question Two: Of the proposals in this consultation, which one is your least preferred and which is your most preferred?				
		ANSWERS FOR LEAST PREFERRED				
		Children with Special Educational Needs attending nursery placements: To stop providing new Home to School Transport to children with Special Educational Needs and/or disabilities attending nursery placements from September 2018	Children under compulsory school age: To only provide Home to School Transport once a child reaches compulsory school age from September 2019	Children aged eight: To implement the revised walking distance from two miles to three miles on a child's eighth birthday from September 2018	Post-16 students with an Education, Health and Care Plan or Disability: To remove the automatic right to Post-16 Transport for new placements from September 2018	Transport provided as an exception to policy: To charge where transport is provided as an exception to policy
Total	733	169 23.1%	78 10.6%	214 29.2%	217 29.6%	55 7.5%
Is this a personal response, or are you responding on behalf of an organisation that you represent?						
This is a personal response	704	158 22.4%	69 9.8%	210 29.8%	213 30.3%	54 7.7%
This response is on behalf of an organisation that I represent	29	11 37.9%	9 31.0%	4 13.8%	4 13.8%	1 3.4%
What was your age on your last birthday?						
Under 16	3	*	*	*	*	*
		*	*	*	*	*
16 to 24	7	*	*	*	*	*
		*	*	*	*	*
25 to 34	66	23 34.8%	13 19.7%	18 27.3%	7 10.6%	5 7.6%
35 to 44	270	53 19.6%	26 9.6%	101 37.4%	66 24.4%	24 8.9%
45 to 54	246	57 23.2%	15 6.1%	65 26.4%	93 37.8%	16 6.5%
55 to 64	68	15 22.1%	11 16.2%	19 27.9%	21 30.9%	2 2.9%
65 to 74	8	*	*	*	*	*
		*	*	*	*	*
75 to 84	2	*	*	*	*	*
		*	*	*	*	*
85 or over	0	*	*	*	*	*
		*	*	*	*	*
Prefer not to say	15	2 13.3%	2 13.3%	2 13.3%	9 60.0%	0 0.0%
How would you describe your gender?						
Male	134	41 30.6%	12 9.0%	33 24.6%	34 25.4%	14 10.4%
Female	515	107 20.8%	53 10.3%	171 33.2%	150 29.1%	34 6.6%
Other	1	*	*	*	*	*
		*	*	*	*	*
Prefer not to say	23	4 17.4%	4 17.4%	1 4.3%	12 52.2%	2 8.7%
What is your ethnic group?						
White	619	139 22.5%	63 10.2%	188 30.4%	183 29.6%	46 7.4%
Mixed / Multiple ethnic groups	4	*	*	*	*	*
		*	*	*	*	*
Asian / Asian British	10	1 10.0%	1 10.0%	5 50.0%	2 20.0%	1 10.0%
Black / African / Caribbean / Black British	1	*	*	*	*	*
		*	*	*	*	*
Other ethnic group	1	*	*	*	*	*
		*	*	*	*	*
Prefer not to say	46	13 28.3%	5 10.9%	9 19.6%	16 34.8%	3 6.5%

* Number suppressed due to small sample size (fewer than ten responses in this respondent sample)

		Question Two: Of the proposals in this consultation, which one is your least preferred and which is your most preferred?				
		ANSWERS FOR LEAST PREFERRED				
		Children with Special Educational Needs attending nursery placements: To stop providing new Home to School Transport to children with Special Educational Needs and/or disabilities attending nursery placements from September 2018	Children under compulsory school age: To only provide Home to School Transport once a child reaches compulsory school age from September 2019	Children aged eight: To implement the revised walking distance from two miles to three miles on a child's eighth birthday from September 2018	Post-16 students with an Education, Health and Care Plan or Disability: To remove the automatic right to Post-16 Transport for new placements from September 2018	Transport provided as an exception to policy: To charge where transport is provided as an exception to policy
Base						
Total	670	153 22.8%	68 10.1%	202 30.1%	196 29.3%	51 7.6%
Are there any children or young people up to the age of 18 living in your household (including yourself)?						
Yes - aged 0 to 4	140	39 27.9%	29 20.7%	42 30.0%	19 13.6%	11 7.9%
Yes - aged 5 to 8	240	47 19.6%	29 12.1%	104 43.3%	42 17.5%	18 7.5%
Yes - aged 9 to 11	185	31 16.8%	14 7.6%	60 32.4%	62 33.5%	18 9.7%
Yes - aged 12 to 15	229	41 17.9%	12 5.2%	56 24.5%	104 45.4%	16 7.0%
Yes - aged 16 to 18	109	26 23.9%	5 4.6%	21 19.3%	49 45.0%	8 7.3%
No - none up to the age of 18	101	34 33.7%	17 16.8%	25 24.8%	19 18.8%	6 5.9%
Prefer not to say	31	9 29.0%	3 9.7%	8 25.8%	8 25.8%	3 9.7%
Do any of the children or young people in your household currently receive Home to School Transport provided by Hampshire County Council?						
Yes - for free	269	40 14.9%	20 7.4%	92 34.2%	97 36.1%	20 7.4%
Yes - paid for	32	6 18.8%	1 3.1%	5 15.6%	14 43.8%	6 18.8%
No	209	61 29.2%	24 11.5%	62 29.7%	48 23.0%	14 6.7%
Prefer not to say	21	3 14.3%	2 9.5%	7 33.3%	9 42.9%	0 0.0%
Do any of the children or young people in your household have either of the following?						
Special Education Needs (SEN)	229	39 17.0%	11 4.8%	35 15.3%	122 53.3%	22 9.6%
A disability, illness, or other problem that affects their mobility	132	22 16.7%	3 2.3%	19 14.4%	76 57.6%	12 9.1%
Neither of the above	253	61 24.1%	32 12.6%	112 44.3%	33 13.0%	15 5.9%
Prefer not to say	31	7 22.6%	2 6.5%	13 41.9%	8 25.8%	1 3.2%
What is your total annual household income, from all sources, before tax and other deductions?						
Up to £10,000	30	3 10.0%	2 6.7%	3 10.0%	14 46.7%	8 26.7%
£10,001 to £20,000	49	7 14.3%	4 8.2%	15 30.6%	19 38.8%	4 8.2%
£20,001 to £30,000	50	14 28.0%	2 4.0%	13 26.0%	17 34.0%	4 8.0%
£30,001 to £40,000	60	15 25.0%	8 13.3%	16 26.7%	17 28.3%	4 6.7%
£40,001 to £50,000	53	20 37.7%	5 9.4%	7 13.2%	16 30.2%	5 9.4%
£50,001 to £60,000	44	13 29.5%	9 20.5%	13 29.5%	7 15.9%	2 4.5%
£60,001 to £70,000	29	8 27.6%	6 20.7%	8 27.6%	7 24.1%	0 0.0%
£70,001 to £80,000	28	10 35.7%	2 7.1%	8 28.6%	7 25.0%	1 3.6%
£80,001 to £90,000	23	6 26.1%	2 8.7%	8 34.8%	6 26.1%	1 4.3%
£90,001 to £100,000	13	6 46.2%	1 7.7%	4 30.8%	2 15.4%	0 0.0%
£100,001 or over	43	11 25.6%	3 7.0%	18 41.9%	9 20.9%	2 4.7%
Don't know	12	0 0.0%	0 0.0%	5 41.7%	5 41.7%	2 16.7%
Prefer not to say	208	35 16.8%	21 10.1%	74 35.6%	62 29.8%	16 7.7%

* Number suppressed due to small sample size (fewer than ten responses in this respondent sample)

		Question Two: Of the proposals in this consultation, which one is your least preferred and which is your most preferred?				
		ANSWERS FOR MOST PREFERRED				
Base		Children with Special Educational Needs attending nursery placements: To stop providing new Home to School Transport to children with Special Educational Needs and/or disabilities attending nursery placements from September 2018	Children under compulsory school age: To only provide Home to School Transport once a child reaches compulsory school age from September 2019	Children aged eight: To implement the revised walking distance from two miles to three miles on a child's eighth birthday from September 2018	Post-16 students with an Education, Health and Care Plan or Disability: To remove the automatic right to Post-16 Transport for new placements from September 2018	Transport provided as an exception to policy: To charge where transport is provided as an exception to policy
Total	691	104 15.1%	143 20.7%	102 14.8%	75 10.9%	267 38.6%
Is this a personal response, or are you responding on behalf of an organisation that you represent?						
This is a personal response	666	103 15.5%	140 21.0%	97 14.6%	73 11.0%	253 38.0%
This response is on behalf of an organisation that I represent	25	1 4.0%	3 12.0%	5 20.0%	2 8.0%	14 56.0%
What was your age on your last birthday?						
Under 16	3	*	*	*	*	*
16 to 24	7	*	*	*	*	*
25 to 34	64	6 9.4%	9 14.1%	10 15.6%	10 15.6%	29 45.3%
35 to 44	255	42 16.5%	51 20.0%	36 14.1%	39 15.3%	87 34.1%
45 to 54	233	39 16.7%	62 26.6%	30 12.9%	13 5.6%	89 38.2%
55 to 64	64	7 10.9%	11 17.2%	9 14.1%	6 9.4%	31 48.4%
65 to 74	8	*	*	*	*	*
75 to 84	1	*	*	*	*	*
85 or over	0	*	*	*	*	*
Prefer not to say	15	4 26.7%	4 26.7%	1 6.7%	0 0.0%	6 40.0%
How would you describe your gender?						
Male	128	11 8.6%	27 21.1%	21 16.4%	12 9.4%	57 44.5%
Female	488	86 17.6%	104 21.3%	63 12.9%	57 11.7%	178 36.5%
Other	1	*	*	*	*	*
Prefer not to say	22	4 18.2%	3 13.6%	5 22.7%	1 4.5%	9 40.9%
What is your ethnic group?						
White	588	91 15.5%	127 21.6%	78 13.3%	68 11.6%	224 38.1%
Mixed / Multiple ethnic groups	4	*	*	*	*	*
Asian / Asian British	9	*	*	*	*	*
Black / African / Caribbean / Black British	1	*	*	*	*	*
Other ethnic group	1	*	*	*	*	*
Prefer not to say	43	7 16.3%	6 14.0%	9 20.9%	3 7.0%	18 41.9%

* Number suppressed due to small sample size (fewer than ten responses in this respondent sample)

		Question Two: Of the proposals in this consultation, which one is your least preferred and which is your most preferred?				
		ANSWERS FOR MOST PREFERRED				
		Children with Special Educational Needs attending nursery placements: To stop providing new Home to School Transport to children with Special Educational Needs and/or disabilities attending nursery placements from September 2018	Children under compulsory school age: To only provide Home to School Transport once a child reaches compulsory school age from September 2019	Children aged eight: To implement the revised walking distance from two miles to three miles on a child's eighth birthday from September 2018	Post-16 students with an Education, Health and Care Plan or Disability: To remove the automatic right to Post-16 Transport for new placements from September 2018	Transport provided as an exception to policy: To charge where transport is provided as an exception to policy
Base						
Total	634	98 15.5%	133 21.0%	89 14.0%	71 11.2%	243 38.3%
Are there any children or young people up to the age of 18 living in your household (including yourself)?						
Yes - aged 0 to 4	132	23 17.4%	15 11.4%	22 16.7%	23 17.4%	49 37.1%
Yes - aged 5 to 8	225	31 13.8%	43 19.1%	24 10.7%	33 14.7%	94 41.8%
Yes - aged 9 to 11	177	31 17.5%	49 27.7%	23 13.0%	16 9.0%	58 32.8%
Yes - aged 12 to 15	211	41 19.4%	60 28.4%	30 14.2%	12 5.7%	68 32.2%
Yes - aged 16 to 18	102	19 18.6%	24 23.5%	19 18.6%	2 2.0%	38 37.3%
No - none up to the age of 18	99	8 8.1%	13 13.1%	13 13.1%	15 15.2%	50 50.5%
Prefer not to say	28	5 17.9%	3 10.7%	5 17.9%	3 10.7%	12 42.9%
Do any of the children or young people in your household currently receive Home to School Transport provided by Hampshire County Council?						
Yes - for free	251	42 16.7%	65 25.9%	38 15.1%	28 11.2%	78 31.1%
Yes - paid for	29	9 31.0%	13 44.8%	1 3.4%	0 0.0%	6 20.7%
No	204	34 16.7%	31 15.2%	27 13.2%	24 11.8%	88 43.1%
Prefer not to say	18	1 5.6%	8 44.4%	3 16.7%	0 0.0%	6 33.3%
Do any of the children or young people in your household have either of the following?						
Special Education Needs (SEN)	219	46 21.0%	65 29.7%	40 18.3%	11 5.0%	57 26.0%
A disability, illness, or other problem that affects their mobility	124	25 20.2%	42 33.9%	21 16.9%	3 2.4%	33 26.6%
Neither of the above	239	29 12.1%	39 16.3%	21 8.8%	39 16.3%	111 46.4%
Prefer not to say	28	8 28.6%	4 14.3%	7 25.0%	2 7.1%	7 25.0%
What is your total annual household income, from all sources, before tax and other deductions?						
Up to £10,000	27	5 18.5%	4 14.8%	5 18.5%	3 11.1%	10 37.0%
£10,001 to £20,000	44	9 20.5%	11 25.0%	3 6.8%	5 11.4%	16 36.4%
£20,001 to £30,000	49	7 14.3%	13 26.5%	9 18.4%	4 8.2%	16 32.7%
£30,001 to £40,000	60	13 21.7%	10 16.7%	9 15.0%	8 13.3%	20 33.3%
£40,001 to £50,000	51	9 17.6%	12 23.5%	8 15.7%	3 5.9%	19 37.3%
£50,001 to £60,000	44	5 11.4%	2 4.5%	6 13.6%	8 18.2%	23 52.3%
£60,001 to £70,000	28	6 21.4%	4 14.3%	5 17.9%	3 10.7%	10 35.7%
£70,001 to £80,000	27	3 11.1%	4 14.8%	4 14.8%	2 7.4%	14 51.9%
£80,001 to £90,000	23	0 0.0%	8 34.8%	3 13.0%	5 21.7%	7 30.4%
£90,001 to £100,000	13	2 15.4%	3 23.1%	1 7.7%	1 7.7%	6 46.2%
£100,001 or over	40	5 12.5%	8 20.0%	7 17.5%	4 10.0%	16 40.0%
Don't know	11	3 27.3%	3 27.3%	2 18.2%	1 9.1%	2 18.2%
Prefer not to say	192	28 14.6%	46 24.0%	21 10.9%	21 10.9%	76 39.6%

* Number suppressed due to small sample size (fewer than ten responses in this respondent sample)

		Question Three: Parents or carers can appeal and ask for transport as an 'exception to policy'. Which of the following factors do you consider to be important when the County Council is making this judgement?								
Base		The total income of the household	Whether the household is in receipt of benefits	Whether the child or young person has a disability	Whether the child or young person has Special Educational Needs	The location of other alternative schools	The travelling distance to other alternative schools	Whether the parent or carer would like to choose an alternative school due to their religious beliefs	The locations of schools that are attended by any siblings	Any other criteria which are not listed above
Total	747	317 42.4%	266 35.6%	618 82.7%	592 79.3%	287 38.4%	398 53.3%	56 7.5%	422 56.5%	70 9.4%
Is this a personal response, or are you responding on behalf of an organisation that you represent?										
This is a personal response	719	303 42.1%	255 35.5%	595 82.8%	569 79.1%	279 38.8%	387 53.8%	55 7.6%	406 56.5%	68 9.5%
This response is on behalf of an organisation that I represent	28	14 50.0%	11 39.3%	23 82.1%	23 82.1%	8 28.6%	11 39.3%	1 3.6%	16 57.1%	2 7.1%
What was your age on your last birthday?										
Under 16	3	*	*	*	*	*	*	*	*	*
16 to 24	7	*	*	*	*	*	*	*	*	*
25 to 34	69	32 46.4%	19 27.5%	60 87.0%	53 76.8%	29 42.0%	37 53.6%	6 8.7%	39 56.5%	6 8.7%
35 to 44	270	100 37.0%	83 30.7%	201 74.4%	198 73.3%	101 37.4%	148 54.8%	17 6.3%	146 54.1%	31 11.5%
45 to 54	250	106 42.4%	100 40.0%	215 86.0%	205 82.0%	93 37.2%	135 54.0%	23 9.2%	153 61.2%	20 8.0%
55 to 64	72	31 43.1%	26 36.1%	67 93.1%	62 86.1%	32 44.4%	42 58.3%	3 4.2%	38 52.8%	5 6.9%
65 to 74	10	6 60.0%	6 60.0%	10 100.0%	10 100.0%	7 70.0%	6 60.0%	1 10.0%	4 40.0%	1 10.0%
75 to 84	2	*	*	*	*	*	*	*	*	*
85 or over	0	*	*	*	*	*	*	*	*	*
Prefer not to say	17	14 82.4%	9 52.9%	14 82.4%	13 76.5%	5 29.4%	6 35.3%	1 5.9%	12 70.6%	3 17.6%
How would you describe your gender?										
Male	137	59 43.1%	53 38.7%	112 81.8%	102 74.5%	59 43.1%	77 56.2%	14 10.2%	64 46.7%	16 11.7%
Female	524	211 40.3%	176 33.6%	435 83.0%	419 80.0%	199 38.0%	285 54.4%	36 6.9%	303 57.8%	47 9.0%
Other	1	*	*	*	*	*	*	*	*	*
Prefer not to say	25	18 72.0%	14 56.0%	21 84.0%	20 80.0%	7 28.0%	10 40.0%	2 8.0%	17 68.0%	4 16.0%
What is your ethnic group?										
White	633	260 41.1%	220 34.8%	525 82.9%	501 79.1%	246 38.9%	344 54.3%	46 7.3%	359 56.7%	57 9.0%
Mixed / Multiple ethnic groups	3	*	*	*	*	*	*	*	*	*
Asian / Asian British	10	2 20.0%	2 20.0%	6 60.0%	7 70.0%	8 80.0%	8 80.0%	0 0.0%	5 50.0%	3 30.0%
Black / African / Caribbean / Black British	1	*	*	*	*	*	*	*	*	*
Other ethnic group	1	*	*	*	*	*	*	*	*	*
Prefer not to say	48	30 62.5%	23 47.9%	40 83.3%	39 81.3%	15 31.3%	22 45.8%	5 10.4%	27 56.3%	8 16.7%

* Number suppressed due to small sample size (fewer than ten responses in this respondent sample)

		Question Three: Parents or carers can appeal and ask for transport as an 'exception to policy'. Which of the following factors do you consider to be important when the County Council is making this judgement?								
Base		The total income of the household	Whether the household is in receipt of benefits	Whether the child or young person has a disability	Whether the child or young person has Special Educational Needs	The location of other alternative schools	The travelling distance to other alternative schools	Whether the parent or carer would like to choose an alternative school due to their religious beliefs	The locations of schools that are attended by any siblings	Any other criteria which are not listed above
Total	684	287 42.0%	243 35.5%	564 82.5%	541 79.1%	265 38.7%	372 54.4%	51 7.5%	388 56.7%	65 9.5%
Are there any children or young people up to the age of 18 living in your household (including yourself)?										
Yes - aged 0 to 4	141	60 42.6%	41 29.1%	111 78.7%	102 72.3%	59 41.8%	86 61.0%	9 6.4%	85 60.3%	12 8.5%
Yes - aged 5 to 8	244	91 37.3%	83 34.0%	188 77.0%	184 75.4%	96 39.3%	151 61.9%	19 7.8%	158 64.8%	23 9.4%
Yes - aged 9 to 11	190	80 42.1%	80 42.1%	158 83.2%	157 82.6%	65 34.2%	103 54.2%	21 11.1%	116 61.1%	13 6.8%
Yes - aged 12 to 15	230	96 41.7%	79 34.3%	197 85.7%	196 85.2%	80 34.8%	121 52.6%	16 7.0%	123 53.5%	18 7.8%
Yes - aged 16 to 18	111	47 42.3%	41 36.9%	96 86.5%	94 84.7%	38 34.2%	53 47.7%	10 9.0%	58 52.3%	8 7.2%
No - none up to the age of 18	105	48 45.7%	39 37.1%	96 91.4%	85 81.0%	47 44.8%	58 55.2%	4 3.8%	52 49.5%	12 11.4%
Prefer not to say	33	18 54.5%	16 48.5%	27 81.8%	26 78.8%	12 36.4%	16 48.5%	6 18.2%	18 54.5%	4 12.1%
Do any of the children or young people in your household currently receive Home to School Transport provided by Hampshire County Council?										
Yes - for free	270	92 34.1%	96 35.6%	215 79.6%	213 78.9%	104 38.5%	157 58.1%	17 6.3%	162 60.0%	26 9.6%
Yes - paid for	32	10 31.3%	8 25.0%	28 87.5%	29 90.6%	15 46.9%	13 40.6%	2 6.3%	16 50.0%	4 12.5%
No	215	101 47.0%	70 32.6%	174 80.9%	164 76.3%	76 35.3%	111 51.6%	17 7.9%	122 56.7%	14 6.5%
Prefer not to say	21	12 57.1%	8 38.1%	18 85.7%	17 81.0%	9 42.9%	13 61.9%	4 19.0%	12 57.1%	3 14.3%
Do any of the children or young people in your household have either of the following?										
Special Education Needs (SEN)	234	81 34.6%	85 36.3%	216 92.3%	225 96.2%	79 33.8%	108 46.2%	14 6.0%	118 50.4%	23 9.8%
A disability, illness, or other problem that affects their mobility	136	48 35.3%	48 35.3%	128 94.1%	128 94.1%	46 33.8%	59 43.4%	9 6.6%	67 49.3%	13 9.6%
Neither of the above	254	112 44.1%	81 31.9%	184 72.4%	165 65.0%	106 41.7%	157 61.8%	24 9.4%	161 63.4%	19 7.5%
Prefer not to say	31	12 38.7%	10 32.3%	21 67.7%	22 71.0%	10 32.3%	16 51.6%	2 6.5%	18 58.1%	5 16.1%
What is your total annual household income, from all sources, before tax and other deductions?										
Up to £10,000	31	17 54.8%	16 51.6%	25 80.6%	26 83.9%	12 38.7%	13 41.9%	3 9.7%	14 45.2%	7 22.6%
£10,001 to £20,000	48	27 56.3%	26 54.2%	40 83.3%	41 85.4%	17 35.4%	30 62.5%	6 12.5%	27 56.3%	7 14.6%
£20,001 to £30,000	49	26 53.1%	18 36.7%	41 83.7%	40 81.6%	19 38.8%	22 44.9%	3 6.1%	22 44.9%	6 12.2%
£30,001 to £40,000	61	25 41.0%	19 31.1%	52 85.2%	49 80.3%	27 44.3%	44 72.1%	1 1.6%	36 59.0%	1 1.6%
£40,001 to £50,000	56	27 48.2%	17 30.4%	50 89.3%	44 78.6%	22 39.3%	29 51.8%	2 3.6%	27 48.2%	5 8.9%
£50,001 to £60,000	44	23 52.3%	17 38.6%	31 70.5%	33 75.0%	18 40.9%	23 52.3%	5 11.4%	28 63.6%	3 6.8%
£60,001 to £70,000	29	9 31.0%	7 24.1%	24 82.8%	22 75.9%	8 27.6%	15 51.7%	1 3.4%	18 62.1%	1 3.4%
£70,001 to £80,000	27	10 37.0%	14 51.9%	20 74.1%	20 74.1%	6 22.2%	13 48.1%	1 3.7%	15 55.6%	1 3.7%
£80,001 to £90,000	23	10 43.5%	8 34.8%	21 91.3%	17 73.9%	8 34.8%	13 56.5%	2 8.7%	16 69.6%	1 4.3%
£90,001 to £100,000	13	5 38.5%	7 53.8%	11 84.6%	11 84.6%	6 46.2%	7 53.8%	1 7.7%	9 69.2%	0 0.0%
£100,001 or over	43	20 46.5%	15 34.9%	37 86.0%	26 60.5%	22 51.2%	26 60.5%	2 4.7%	22 51.2%	3 7.0%
Don't know	12	6 50.0%	5 41.7%	12 100.0%	12 100.0%	4 33.3%	5 41.7%	0 0.0%	5 41.7%	3 25.0%
Prefer not to say	218	73 33.5%	63 28.9%	179 82.1%	178 81.7%	85 39.0%	111 50.9%	23 10.6%	129 59.2%	25 11.5%

* Number suppressed due to small sample size (fewer than ten responses in this respondent sample)

		Question Four: When charging service users who are not eligible for free Home to School Transport, which option do you prefer?	
		A fixed charge which is the same for all users, regardless of the distance to travel to school.	Lower charges for those who travel shorter distances to school, with higher charges for those who travel further.
Total	Base 748	402 53.7%	346 46.3%
Is this a personal response, or are you responding on behalf of an organisation that you represent?			
This is a personal response	719	385 53.5%	334 46.5%
This response is on behalf of an organisation that I represent	29	17 58.6%	12 41.4%
What was your age on your last birthday?			
Under 16	3	*	*
16 to 24	7	*	*
25 to 34	69	30 43.5%	39 56.5%
35 to 44	270	150 55.6%	120 44.4%
45 to 54	252	141 56.0%	111 44.0%
55 to 64	69	29 42.0%	40 58.0%
65 to 74	11	7 63.6%	4 36.4%
75 to 84	2	*	*
85 or over	0	*	*
Prefer not to say	17	10 58.8%	7 41.2%
How would you describe your gender?			
Male	136	68 50.0%	68 50.0%
Female	525	283 53.9%	242 46.1%
Other	1	*	*
Prefer not to say	25	14 56.0%	11 44.0%
What is your ethnic group?			
White	633	339 53.6%	294 46.4%
Mixed / Multiple ethnic groups	4	*	*
Asian / Asian British	10	5 50.0%	5 50.0%
Black / African / Caribbean / Black British	1	*	*
Other ethnic group	1	*	*
Prefer not to say	47	25 53.2%	22 46.8%

* Number suppressed due to small sample size (fewer than ten responses in this respondent sample)

		Question Four: When charging service users who are not eligible for free Home to School Transport, which option do you prefer?	
	Base	A fixed charge which is the same for all users, regardless of the distance to travel to school.	Lower charges for those who travel shorter distances to school, with higher charges for those who travel further.
Total	684	363 53.1%	321 46.9%
Are there any children or young people up to the age of 18 living in your household (including yourself)?			
Yes - aged 0 to 4	142	82 57.7%	60 42.3%
Yes - aged 5 to 8	246	127 51.6%	119 48.4%
Yes - aged 9 to 11	188	90 47.9%	98 52.1%
Yes - aged 12 to 15	232	127 54.7%	105 45.3%
Yes - aged 16 to 18	112	59 52.7%	53 47.3%
No - none up to the age of 18	104	50 48.1%	54 51.9%
Prefer not to say	32	21 65.6%	11 34.4%
Do any of the children or young people in your household currently receive Home to School Transport provided by Hampshire County Council?			
Yes - for free	271	154 56.8%	117 43.2%
Yes - paid for	34	24 70.6%	10 29.4%
No	215	98 45.6%	117 54.4%
Prefer not to say	21	13 61.9%	8 38.1%
Do any of the children or young people in your household have either of the following?			
Special Education Needs (SEN)	235	134 57.0%	101 43.0%
A disability, illness, or other problem that affects their mobility	136	84 61.8%	52 38.2%
Neither of the above	257	126 49.0%	131 51.0%
Prefer not to say	30	17 56.7%	13 43.3%
What is your total annual household income, from all sources, before tax and other deductions?			
Up to £10,000	31	15 48.4%	16 51.6%
£10,001 to £20,000	49	30 61.2%	19 38.8%
£20,001 to £30,000	51	31 60.8%	20 39.2%
£30,001 to £40,000	62	30 48.4%	32 51.6%
£40,001 to £50,000	56	26 46.4%	30 53.6%
£50,001 to £60,000	43	15 34.9%	28 65.1%
£60,001 to £70,000	29	12 41.4%	17 58.6%
£70,001 to £80,000	28	15 53.6%	13 46.4%
£80,001 to £90,000	23	13 56.5%	10 43.5%
£90,001 to £100,000	12	8 66.7%	4 33.3%
£100,001 or over	43	20 46.5%	23 53.5%
Don't know	12	6 50.0%	6 50.0%
Prefer not to say	215	123 57.2%	92 42.8%

* Number suppressed due to small sample size (fewer than ten responses in this respondent sample)

	Base	Question Five: What is your view on the cap of £1,330 per year for service users who are not eligible for free Home to School Transport?		
		It should be lower	It is about right	It should be higher
Total	745	482 64.7%	228 30.6%	35 4.7%
Is this a personal response, or are you responding on behalf of an organisation that you represent?				
This is a personal response	716	467 65.2%	215 30.0%	34 4.7%
This response is on behalf of an organisation that I represent	29	15 51.7%	13 44.8%	1 3.4%
What was your age on your last birthday?				
Under 16	3	*	*	*
16 to 24	7	*	*	*
25 to 34	67	35 52.2%	27 40.3%	5 7.5%
35 to 44	268	190 70.9%	68 25.4%	10 3.7%
45 to 54	252	159 63.1%	81 32.1%	12 4.8%
55 to 64	71	43 60.6%	26 36.6%	2 2.8%
65 to 74	10	7 70.0%	2 20.0%	1 10.0%
75 to 84	2	*	*	*
85 or over	0	*	*	*
Prefer not to say	17	11 64.7%	4 23.5%	2 11.8%
How would you describe your gender?				
Male	138	89 64.5%	39 28.3%	10 7.2%
Female	520	334 64.2%	166 31.9%	20 3.8%
Other	1	*	*	*
Prefer not to say	25	20 80.0%	3 12.0%	2 8.0%
What is your ethnic group?				
White	630	409 64.9%	192 30.5%	29 4.6%
Mixed / Multiple ethnic groups	4	*	*	*
Asian / Asian British	9	*	*	*
Black / African / Caribbean / Black British	1	*	*	*
Other ethnic group	1	*	*	*
Prefer not to say	48	32 66.7%	14 29.2%	2 4.2%

* Number suppressed due to small sample size (fewer than ten responses in this respondent sample)

	Base	Question Five: What is your view on the cap of £1,330 per year for service users who are not eligible for free Home to School Transport?		
		It should be lower	It is about right	It should be higher
Total	682	445 65.2%	206 30.2%	31 4.5%
Are there any children or young people up to the age of 18 living in your household (including yourself)?				
Yes - aged 0 to 4	141	103 73.0%	33 23.4%	5 3.5%
Yes - aged 5 to 8	243	168 69.1%	68 28.0%	7 2.9%
Yes - aged 9 to 11	186	124 66.7%	57 30.6%	5 2.7%
Yes - aged 12 to 15	229	144 62.9%	76 33.2%	9 3.9%
Yes - aged 16 to 18	112	72 64.3%	34 30.4%	6 5.4%
No - none up to the age of 18	106	60 56.6%	36 34.0%	10 9.4%
Prefer not to say	33	21 63.6%	9 27.3%	3 9.1%
Do any of the children or young people in your household currently receive Home to School Transport provided by Hampshire County Council?				
Yes - for free	266	191 71.8%	70 26.3%	5 1.9%
Yes - paid for	34	27 79.4%	7 20.6%	0 0.0%
No	216	122 56.5%	81 37.5%	13 6.0%
Prefer not to say	20	17 85.0%	3 15.0%	0 0.0%
Do any of the children or young people in your household have either of the following?				
Special Education Needs (SEN)	229	162 70.7%	62 27.1%	5 2.2%
A disability, illness, or other problem that affects their mobility	133	99 74.4%	32 24.1%	2 1.5%
Neither of the above	258	162 62.8%	84 32.6%	12 4.7%
Prefer not to say	30	21 70.0%	8 26.7%	1 3.3%
What is your total annual household income, from all sources, before tax and other deductions?				
Up to £10,000	30	22 73.3%	7 23.3%	1 3.3%
£10,001 to £20,000	47	33 70.2%	11 23.4%	3 6.4%
£20,001 to £30,000	49	35 71.4%	11 22.4%	3 6.1%
£30,001 to £40,000	63	43 68.3%	18 28.6%	2 3.2%
£40,001 to £50,000	55	31 56.4%	21 38.2%	3 5.5%
£50,001 to £60,000	43	26 60.5%	12 27.9%	5 11.6%
£60,001 to £70,000	29	17 58.6%	11 37.9%	1 3.4%
£70,001 to £80,000	28	16 57.1%	12 42.9%	0 0.0%
£80,001 to £90,000	23	15 65.2%	8 34.8%	0 0.0%
£90,001 to £100,000	12	6 50.0%	5 41.7%	1 8.3%
£100,001 or over	44	21 47.7%	22 50.0%	1 2.3%
Don't know	11	8 72.7%	3 27.3%	0 0.0%
Prefer not to say	218	146 67.0%	63 28.9%	9 4.1%

* Number suppressed due to small sample size (fewer than ten responses in this respondent sample)

Appendix Nine: Data tables for the easy read response form

	Base	Question 1: Do you agree or disagree with the following suggestions? From September 2018 students with special needs who go to nursery would not get school transport.			
		Agree	Not sure	Disagree	Don't know
Total	27	7 25.9%	7 25.9%	12 44.4%	1 3.7%
Have you completed this survey for yourself or for an organisation?					
For yourself	24	7 29.2%	7 29.2%	9 37.5%	1 4.2%
For an organisation	3	*	*	*	*
How old are you?					
Under 16	2	*	*	*	*
16-24	-	*	*	*	*
25-34	2	*	*	*	*
35-44	4	*	*	*	*
45-54	5	*	*	*	*
55-64	2	*	*	*	*
65-74	-	*	*	*	*
75-84	-	*	*	*	*
85 or over	-	*	*	*	*
Prefer not to say	8	*	*	*	*
Are you...					
Male	4	*	*	*	*
Female	17	6 35.3%	5 29.4%	6 35.3%	-
Other	-	*	*	*	*
Prefer not to say	3	*	*	*	*
What is your ethnic group?					
White	19	5 26.3%	6 31.6%	7 36.8%	1 5.3%
Asian or Asian British	1	*	*	*	*
Black/African/Caribbean/ Black British	-	*	*	*	*
Mixed/Multiple Ethnic Group	-	*	*	*	*
Other Ethnic Group	-	*	*	*	*
Prefer not to say	4	*	*	*	*

* Number suppressed due to small sample size (fewer than ten responses in this respondent sample)

	Base	Question 1: Do you agree or disagree with the following suggestions? From September 2018 students with special needs who go to nursery would not get school transport.			
		Agree	Not sure	Disagree	Don't know
Total	26	6 23.1%	7 26.9%	12 46.2%	1 3.8%
Do any children or young people aged up to 18 years old live in your household?					
Yes – aged 0 to 4 years old	2	*	*	*	*
Yes – aged 5 to 8 years old	7	*	*	*	*
Yes – aged 9 to 11 years old	7	*...	*...	*...	*...
Yes – aged 12 to 15 years old	9	*	*	*	*
Yes – aged 16 to 18 years old	3	*	*	*	*
No – no-one up to 18 years old lives in my household	1	*	*	*	*
Prefer not to say	3	*	*	*	*
Do any children or young people in your household have...					
Special Educational Needs	13	4 30.8%	3 23.1%	5 38.5%	1 7.7%
A disability, illness or problem that makes it difficult for them to walk	3	*	*	*	*
None of the above	4	*	*	*	*
Prefer not to say	3	*	*	*	*
Do any children or young people in your household use school or Post-16 transport?					
Yes - for free	8	*...	*...	*...	*...
Yes - paid for	1	*	*	*	*
No	7	*	*	*	*
Prefer not to say	4	*	*	*	*
Do you know the total income of your household per year?					
Up to £10,000	-	*...	*...	*...	*...
£10,001 to £20,000	-	*	*	*	*
£20,001 to £30,000	-	*	*	*	*
£30,001 to £40,000	-	*	*	*	*
£40,001 to £50,000	-	*	*	*	*
£50,001 to £60,000	-	*	*	*	*
£60,001 to £70,000	-	*	*	*	*
£70,001 to £8,000	-	*	*	*	*
£80,001 to £90,000	-	*	*	*	*
£90,001 to £100,000	-	*	*	*	*
Over £100,000	5	*	*	*	*
Do not know	-	*	*	*	*
Prefer not to say	15	3 20.0%	6 40.0%	5 33.3%	1 6.7%

* Number suppressed due to small sample size (fewer than ten responses in this respondent sample)

		Question 1: Do you agree or disagree with the following suggestions? From September 2019 students would only get school transport when they reach school age.				
		Base	Agree	Not sure	Disagree	Don't know
Total		27	10 37.0%	6 22.2%	11 40.7%	- -
Have you completed this survey for yourself or for an organisation?						
For yourself		24	10 41.7%	6 25.0%	8 33.3%	- -
For an organisation		3	*	*	*	*
How old are you?						
Under 16		2	*	*	*	*
16-24		-	*	*	*	*
25-34		2	*	*	*	*
35-44		4	*	*	*	*
45-54		5	*	*	*	*
55-64		2	*	*	*	*
65-74		-	*	*	*	*
75-84		-	*	*	*	*
85 or over		-	*	*	*	*
Prefer not to say		8	*	*	*	*
Are you...						
Male		4	*	*	*	*
Female		17	7 41.2%	5 29.4%	5 29.4%	- -
Other		-	*	*	*	*
Prefer not to say		3	*	*	*	*
What is your ethnic group?						
White		19	7 36.8%	5 26.3%	7 36.8%	- -
Asian or Asian British		1	*	*	*	*
Black/African/Caribbean/ Black British		-	*	*	*	*
Mixed/Multiple Ethnic Group		-	*	*	*	*
Other Ethnic Group		-	*	*	*	*
Prefer not to say		4	*	*	*	*

* Number suppressed due to small sample size (fewer than ten responses in this respondent sample)

	Base	Question 1: Do you agree or disagree with the following suggestions? From September 2019 students would only get school transport when they reach school age.			
		Agree	Not sure	Disagree	Don't know
Total	26	10 38.5%	5 19.2%	11 42.3%	- -
Do any children or young people aged up to 18 years old live in your household?					
Yes – aged 0 to 4 years old	2	*	*	*	*
Yes – aged 5 to 8 years old	7	*	*	*	*
Yes – aged 9 to 11 years old	7	*...	*...	*...	*...
Yes – aged 12 to 15 years old	9	*	*	*	*
Yes – aged 16 to 18 years old	3	*	*	*	*
No – no-one up to 18 years old lives in my household	1	*	*	*	*
Prefer not to say	3	*	*	*	*
Do any children or young people in your household have...					
Special Educational Needs	13	7 53.8%	1 7.7%	5 38.5%	- -
A disability, illness or problem that makes it difficult for them to walk	3	*	*	*	*
None of the above	4	*	*	*	*
Prefer not to say	3	*	*	*	*
Do any children or young people in your household use school or Post-16 transport?					
Yes - for free	8	*...	*...	*...	*...
Yes - paid for	1	*	*	*	*
No	7	*	*	*	*
Prefer not to say	4	*	*	*	*
Do you know the total income of your household per year?					
Up to £10,000	-	*...	*...	*...	*...
£10,001 to £20,000	-	*	*	*	*
£20,001 to £30,000	-	*	*	*	*
£30,001 to £40,000	-	*	*	*	*
£40,001 to £50,000	-	*	*	*	*
£50,001 to £60,000	-	*	*	*	*
£60,001 to £70,000	-	*	*	*	*
£70,001 to £8,000	-	*	*	*	*
£80,001 to £90,000	-	*	*	*	*
£90,001 to £100,000	-	*	*	*	*
Over £100,000	5	*	*	*	*
Do not know	-	*	*	*	*
Prefer not to say	15	5 33.3%	5 33.3%	5 33.3%	- -

* Number suppressed due to small sample size (fewer than ten responses in this respondent sample)

		Question 1: Do you agree or disagree with the following suggestions? From September 2018 the walking distance to get school transport would increase from 2 miles to 3 miles for students aged 8 years and older.				
		Base	Agree	Not sure	Disagree	Don't know
Total		27	7 25.9%	2 7.4%	18 66.7%	- -
Have you completed this survey for yourself or for an organisation?						
For yourself		24	6 25.0%	1 4.2%	17 70.8%	- -
For an organisation		3	*	*	*	*
How old are you?						
Under 16		2	*	*	*	*
16-24		-	*	*	*	*
25-34		2	*	*	*	*
35-44		4	*	*	*	*
45-54		5	*	*	*	*
55-64		2	*	*	*	*
65-74		-	*	*	*	*
75-84		-	*	*	*	*
85 or over		-	*	*	*	*
Prefer not to say		8	*	*	*	*
Are you...						
Male		4	*	*	*	*
Female		17	5 29.4%	1 5.9%	11 64.7%	- -
Other		-	*	*	*	*
Prefer not to say		3	*	*	*	*
What is your ethnic group?						
White		19	6 31.6%	1 5.3%	12 63.2%	- -
Asian or Asian British		1	*	*	*	*
Black/African/Caribbean/ Black British		-	*	*	*	*
Mixed/Multiple Ethnic Group		-	*	*	*	*
Other Ethnic Group		-	*	*	*	*
Prefer not to say		4	*	*	*	*

* Number suppressed due to small sample size (fewer than ten responses in this respondent sample)

		Question 1: Do you agree or disagree with the following suggestions? From September 2018 the walking distance to get school transport would increase from 2 miles to 3 miles for students aged 8 years and older.				
		Base	Agree	Not sure	Disagree	Don't know
Total		26	6 23.1%	2 7.7%	18 69.2%	- -
Do any children or young people aged up to 18 years old live in your household?						
Yes – aged 0 to 4 years old		2	*	*	*	*
Yes – aged 5 to 8 years old		7	*	*	*	*
Yes – aged 9 to 11 years old		7	*...	*...	*...	*...
Yes – aged 12 to 15 years old		9	*	*	*	*
Yes – aged 16 to 18 years old		3	*	*	*	*
No – no-one up to 18 years old lives in my household		1	*	*	*	*
Prefer not to say		3	*	*	*	*
Do any children or young people in your household have...						
Special Educational Needs		13	4 30.8%	-	9 69.2%	-
A disability, illness or problem that makes it difficult for them to walk		3	*	*	*	*
None of the above		4	*	*	*	*
Prefer not to say		3	*	*	*	*
Do any children or young people in your household use school or Post-16 transport?						
Yes - for free		8	*...	*...	*...	*...
Yes - paid for		1	*	*	*	*
No		7	*	*	*	*
Prefer not to say		4	*	*	*	*
Do you know the total income of your household per year?						
Up to £10,000		-	*...	*...	*...	*...
£10,001 to £20,000		-	*	*	*	*
£20,001 to £30,000		-	*	*	*	*
£30,001 to £40,000		-	*	*	*	*
£40,001 to £50,000		-	*	*	*	*
£50,001 to £60,000		-	*	*	*	*
£60,001 to £70,000		-	*	*	*	*
£70,001 to £8,000		-	*	*	*	*
£80,001 to £90,000		-	*	*	*	*
£90,001 to £100,000		-	*	*	*	*
Over £100,000		5	*	*	*	*
Do not know		-	*	*	*	*
Prefer not to say		15	1 6.7%	1 6.7%	13 86.7%	- -

* Number suppressed due to small sample size (fewer than ten responses in this respondent sample)

		Question 1: Do you agree or disagree with the following suggestions? From September 2018 not all students over 16 years old with an Education, Health or Care Plan would get school transport.				
		Base	Agree	Not sure	Disagree	Don't know
Total		27	4 14.8%	5 18.5%	18 66.7%	- -
Have you completed this survey for yourself or for an organisation?						
For yourself		24	4 16.7%	4 16.7%	16 66.7%	- -
For an organisation		3	*	*	*	*
How old are you?						
Under 16		2	*	*	*	*
16-24		-	*	*	*	*
25-34		2	*	*	*	*
35-44		4	*	*	*	*
45-54		5	*	*	*	*
55-64		2	*	*	*	*
65-74		-	*	*	*	*
75-84		-	*	*	*	*
85 or over		-	*	*	*	*
Prefer not to say		8	*	*	*	*
Are you...						
Male		4	*	*	*	*
Female		17	3 17.6%	4 23.5%	10 58.8%	- -
Other		-	*	*	*	*
Prefer not to say		3	*	*	*	*
What is your ethnic group?						
White		19	3 15.8%	3 15.8%	13 68.4%	- -
Asian or Asian British		1	*	*	*	*
Black/African/Caribbean/ Black British		-	*	*	*	*
Mixed/Multiple Ethnic Group		-	*	*	*	*
Other Ethnic Group		-	*	*	*	*
Prefer not to say		4	*	*	*	*

* Number suppressed due to small sample size (fewer than ten responses in this respondent sample)

	Question 1: Do you agree or disagree with the following suggestions?				
	Base	Agree	Not sure	Disagree	Don't know
Total	26	3 11.5%	5 19.2%	18 69.2%	-
From September 2018 not all students over 16 years old with an Education, Health or Care Plan would get school transport.					
Do any children or young people aged up to 18 years old live in your household?					
Yes – aged 0 to 4 years old	2	*	*	*	*
Yes – aged 5 to 8 years old	7	*	*	*	*
Yes – aged 9 to 11 years old	7	*...	*...	*...	*...
Yes – aged 12 to 15 years old	9	*	*	*	*
Yes – aged 16 to 18 years old	3	*	*	*	*
No – no-one up to 18 years old lives in my household	1	*	*	*	*
Prefer not to say	3	*	*	*	*
Do any children or young people in your household have...					
Special Educational Needs	13	2 15.4%	1 7.7%	10 76.9%	-
A disability, illness or problem that makes it difficult for them to walk	3	*	*	*	*
None of the above	4	*	*	*	*
Prefer not to say	3	*	*	*	*
Do any children or young people in your household use school or Post-16 transport?					
Yes - for free	8	*...	*...	*...	*...
Yes - paid for	1	*	*	*	*
No	7	*	*	*	*
Prefer not to say	4	*	*	*	*
Do you know the total income of your household per year?					
Up to £10,000	-	*...	*...	*...	*...
£10,001 to £20,000	-	*	*	*	*
£20,001 to £30,000	-	*	*	*	*
£30,001 to £40,000	-	*	*	*	*
£40,001 to £50,000	-	*	*	*	*
£50,001 to £60,000	-	*	*	*	*
£60,001 to £70,000	-	*	*	*	*
£70,001 to £8,000	-	*	*	*	*
£80,001 to £90,000	-	*	*	*	*
£90,001 to £100,000	-	*	*	*	*
Over £100,000	5	*	*	*	*
Do not know	-	*	*	*	*
Prefer not to say	15	1 6.7%	4 26.7%	10 66.7%	-

* Number suppressed due to small sample size (fewer than ten responses in this respondent sample)

		Question 1: Do you agree or disagree with the following suggestions? Under the new policy students who cannot use school transport can make an appeal. If they are successful they would pay a fee.				
		Base	Agree	Not sure	Disagree	Don't know
Total		27	5 18.5%	6 22.2%	16 59.3%	-
Have you completed this survey for yourself or for an organisation?						
For yourself		24	4 16.7%	5 20.8%	15 62.5%	-
For an organisation		3	*	*	*	*
How old are you?						
Under 16		2	*	*	*	*
16-24		-	*	*	*	*
25-34		2	*	*	*	*
35-44		4	*	*	*	*
45-54		5	*	*	*	*
55-64		2	*	*	*	*
65-74		-	*	*	*	*
75-84		-	*	*	*	*
85 or over		-	*	*	*	*
Prefer not to say		8	*	*	*	*
Are you...						
Male		4	*	*	*	*
Female		17	4 23.5%	5 29.4%	8 47.1%	-
Other		-	*	*	*	*
Prefer not to say		3	*	*	*	*
What is your ethnic group?						
White		19	4 21.1%	5 26.3%	10 52.6%	-
Asian or Asian British		1	*	*	*	*
Black/African/Caribbean/ Black British		-	*	*	*	*
Mixed/Multiple Ethnic Group		-	*	*	*	*
Other Ethnic Group		-	*	*	*	*
Prefer not to say		4	*	*	*	*

* Number suppressed due to small sample size (fewer than ten responses in this respondent sample)

	Base	Question 1: Do you agree or disagree with the following suggestions? Under the new policy students who cannot use school transport can make an appeal. If they are successful they would pay a fee.			
		Agree	Not sure	Disagree	Don't know
Total	26	4 15.4%	6 23.1%	16 61.5%	- -
Do any children or young people aged up to 18 years old live in your household?					
Yes – aged 0 to 4 years old	2	*	*	*	*
Yes – aged 5 to 8 years old	7	*	*	*	*
Yes – aged 9 to 11 years old	7	*...	*...	*...	*...
Yes – aged 12 to 15 years old	9	*	*	*	*
Yes – aged 16 to 18 years old	3	*	*	*	*
No – no-one up to 18 years old lives in my household	1	*	*	*	*
Prefer not to say	3	*	*	*	*
Do any children or young people in your household have...					
Special Educational Needs	13	1 7.7%	3 23.1%	9 69.2%	- -
A disability, illness or problem that makes it difficult for them to walk	3	*	*	*	*
None of the above	4	*	*	*	*
Prefer not to say	3	*	*	*	*
Do any children or young people in your household use school or Post-16 transport?					
Yes - for free	8	*...	*...	*...	*...
Yes - paid for	1	*	*	*	*
No	7	*	*	*	*
Prefer not to say	4	*	*	*	*
Do you know the total income of your household per year?					
Up to £10,000	-	*...	*...	*...	*...
£10,001 to £20,000	-	*	*	*	*
£20,001 to £30,000	-	*	*	*	*
£30,001 to £40,000	-	*	*	*	*
£40,001 to £50,000	-	*	*	*	*
£50,001 to £60,000	-	*	*	*	*
£60,001 to £70,000	-	*	*	*	*
£70,001 to £8,000	-	*	*	*	*
£80,001 to £90,000	-	*	*	*	*
£90,001 to £100,000	-	*	*	*	*
Over £100,000	5	*	*	*	*
Do not know	-	*	*	*	*
Prefer not to say	15	2 13.3%	2 13.3%	11 73.3%	- -

* Number suppressed due to small sample size (fewer than ten responses in this respondent sample)

		Question 2: Of the 5 suggestions in our survey, which do you like the most and which do you like the least?				
		RESPONSES FOR LIKE THE LEAST				
		From September 2018 students with special needs who go to nursery would not get school transport.	From September 2019 students would only get school transport when they reach school age.	From September 2018 the walking distance to get school transport would increase from 2 miles to 3 miles for students aged 8 years and older.	From September 2018 not all students over 16 years old with an Education, Health or Care Plan would get school transport.	Under the new policy students who cannot use school transport can make an appeal. If they are successful they would pay a fee.
Base						
Total	25	4 16.0%	2 8.0%	7 28.0%	7 28.0%	5 20.0%
Have you completed this survey for yourself or for an organisation?						
For yourself	22	2 9.1%	2 9.1%	7 31.8%	7 31.8%	4 18.2%
For an organisation	3	*	*	*	*	*
How old are you?						
Under 16	2	*	*	*	*	*
16-24	-	*	*	*	*	*
25-34	2	*	*	*	*	*
35-44	3	*	*	*	*	*
45-54	5	*	*	*	*	*
55-64	2	*	*	*	*	*
65-74	-	*	*	*	*	*
75-84	-	*	*	*	*	*
85 or over	-	*	*	*	*	*
Prefer not to say	7	*	*	*	*	*
Are you...						
Male	4	*	*	*	*	*
Female	15	2 13.3%	2 13.3%	4 26.7%	4 26.7%	3 20.0%
Other	-	*	*	*	*	*
Prefer not to say	3	*	*	*	*	*
What is your ethnic group?						
White	17	2 11.8%	2 11.8%	5 29.4%	6 35.3%	2 11.8%
Asian or Asian British	1	*	*	*	*	*
Black/African/Caribbean/ Black British	-	*	*	*	*	*
Mixed/Multiple Ethnic Group	-	*	*	*	*	*
Other Ethnic Group	-	*	*	*	*	*
Prefer not to say	4	*	*	*	*	*

* Number suppressed due to small sample size (fewer than ten responses in this respondent sample)

	Question 2: Of the 5 suggestions in our survey, which do you like the most and which do you like the least?					
	RESPONSES FOR LIKE THE LEAST					
	Base	From September 2018 students with special needs who go to nursery would not get school transport.	From September 2019 students would only get school transport when they reach school age.	From September 2018 the walking distance to get school transport would increase from 2 miles to 3 miles for students aged 8 years and older.	From September 2018 not all students over 16 years old with an Education, Health or Care Plan would get school transport.	Under the new policy students who cannot use school transport can make an appeal. If they are successful they would pay a fee.
Total	24	4 16.7%	1 4.2%	7 29.2%	7 29.2%	5 20.8%
Do any children or young people aged up to 18 years old live in your household?						
Yes – aged 0 to 4 years old	2	*	*	*	*	*
Yes – aged 5 to 8 years old	5	*	*	*	*	*
Yes – aged 9 to 11 years old	6	*	*	*	*	*
Yes – aged 12 to 15 years old	9	*	*	*	*	*
Yes – aged 16 to 18 years old	3	*	*	*	*	*
No – no-one up to 18 years old lives in my household	1	*	*	*	*	*
Prefer not to say	3	*	*	*	*	*
Do any children or young people in your household have...						
Special Educational Needs	12	1 8.3%	-	3 25.0%	5 41.7%	3 25.0%
A disability, illness or problem that makes it difficult for them to walk	2	*	*	*	*	*
None of the above	3	*	*	*	*	*
Prefer not to say	3	*	*	*	*	*
Do any children or young people in your household use school or Post-16 transport?						
Yes - for free	8	*	*	*	*	*
Yes - paid for	1	*	*	*	*	*
No	5	*	*	*	*	*
Prefer not to say	4	*	*	*	*	*
Do you know the total income of your household per year?						
Up to £10,000	-	*	*	*	*	*
£10,001 to £20,000	-	*	*	*	*	*
£20,001 to £30,000	-	*	*	*	*	*
£30,001 to £40,000	-	*	*	*	*	*
£40,001 to £50,000	-	*	*	*	*	*
£50,001 to £60,000	-	*	*	*	*	*
£60,001 to £70,000	-	*	*	*	*	*
£70,001 to £8,000	-	*	*	*	*	*
£80,001 to £90,000	-	*	*	*	*	*
£90,001 to £100,000	-	*	*	*	*	*
Over £100,000	4	*	*	*	*	*
Do not know	-	*	*	*	*	*
Prefer not to say	15	2 13.3%	1 6.7%	6 40.0%	4 26.7%	2 13.3%

* Number suppressed due to small sample size (fewer than ten responses in this respondent sample)

		Question 2: Of the 5 suggestions in our survey, which do you like the most and which do you like the least?				
		RESPONSES FOR LIKE THE MOST				
		From September 2018 students with special needs who go to nursery would not get school transport.	From September 2019 students would only get school transport when they reach school age.	From September 2018 the walking distance to get school transport would increase from 2 miles to 3 miles for students aged 8 years and older.	From September 2018 not all students over 16 years old with an Education, Health or Care Plan would get school transport.	Under the new policy students who cannot use school transport can make an appeal. If they are successful they would pay a fee.
Base						
Total	22	4 18.2%	5 22.7%	5 22.7%	3 13.6%	5 22.7%
Have you completed this survey for yourself or for an organisation?						
For yourself	19	4 21.1%	5 26.3%	3 15.8%	3 15.8%	4 21.1%
For an organisation	3	*	*	*	*	*
How old are you?						
Under 16	2	*	*	*	*	*
16-24	-	*	*	*	*	*
25-34	1	*	*	*	*	*
35-44	3	*	*	*	*	*
45-54	4	*	*	*	*	*
55-64	2	*	*	*	*	*
65-74	-	*	*	*	*	*
75-84	-	*	*	*	*	*
85 or over	-	*	*	*	*	*
Prefer not to say	6	*	*	*	*	*
Are you...						
Male	3	*	*	*	*	*
Female	14	2 14.3%	5 35.7%	3 21.4%	2 14.3%	2 14.3%
Other	-	*	*	*	*	*
Prefer not to say	2	*	*	*	*	*
What is your ethnic group?						
White	16	3 18.8%	4 25.0%	3 18.8%	3 18.8%	3 18.8%
Asian or Asian British	-	*	*	*	*	*
Black/African/Caribbean/ Black British	-	*	*	*	*	*
Mixed/Multiple Ethnic Group	-	*	*	*	*	*
Other Ethnic Group	-	*	*	*	*	*
Prefer not to say	3	*	*	*	*	*

* Number suppressed due to small sample size (fewer than ten responses in this respondent sample)

		Question 2: Of the 5 suggestions in our survey, which do you like the most and which do you like the least?				
		RESPONSES FOR LIKE THE MOST				
		From September 2018 students with special needs who go to nursery would not get school transport.	From September 2019 students would only get school transport when they reach school age.	From September 2018 the walking distance to get school transport would increase from 2 miles to 3 miles for students aged 8 years and older.	From September 2018 not all students over 16 years old with an Education, Health or Care Plan would get school transport.	Under the new policy students who cannot use school transport can make an appeal. If they are successful they would pay a fee.
Total	Base	3 14.3%	5 23.8%	5 23.8%	3 14.3%	5 23.8%
Do any children or young people aged up to 18 years old live in your household?						
Yes – aged 0 to 4 years old	1	*	*	*	*	*
Yes – aged 5 to 8 years old	5	*	*	*	*	*
Yes – aged 9 to 11 years old	5	*	*	*	*	*
Yes – aged 12 to 15 years old	8	*	*	*	*	*
Yes – aged 16 to 18 years old	2	*	*	*	*	*
No – no-one up to 18 years old lives in my household	1	*	*	*	*	*
Prefer not to say	3	*	*	*	*	*
Do any children or young people in your household have...						
Special Educational Needs	9	*	*	*	*	*
A disability, illness or problem that makes it difficult for them to walk	2	*	*	*	*	*
None of the above	3	*	*	*	*	*
Prefer not to say	3	*	*	*	*	*
Do any children or young people in your household use school or Post-16 transport?						
Yes - for free	6	*	*	*	*	*
Yes - paid for	1	*	*	*	*	*
No	5	*	*	*	*	*
Prefer not to say	4	*	*	*	*	*
Do you know the total income of your household per year?						
Up to £10,000	-	*	*	*	*	*
£10,001 to £20,000	-	*	*	*	*	*
£20,001 to £30,000	-	*	*	*	*	*
£30,001 to £40,000	-	*	*	*	*	*
£40,001 to £50,000	-	*	*	*	*	*
£50,001 to £60,000	-	*	*	*	*	*
£60,001 to £70,000	-	*	*	*	*	*
£70,001 to £8,000	-	*	*	*	*	*
£80,001 to £90,000	-	*	*	*	*	*
£90,001 to £100,000	-	*	*	*	*	*
Over £100,000	3	*	*	*	*	*
Do not know	-	*	*	*	*	*
Prefer not to say	13	3 23.1%	4 30.8%	2 15.4%	2 15.4%	2 15.4%

* Number suppressed due to small sample size (fewer than ten responses in this respondent sample)

		Question 3: If we go ahead with our suggestions, parents or carers can appeal to the Council if their child does not get school transport.									
		Which of these reasons should help the Council decide if a child or young person can get school transport?									
		Base	How much money the household earns every year	If someone in the household gets benefits	If there is a disabled child or young person in the household	If a child or young person in the household has special educational needs	Where other schools in Hampshire are located	The distance to travel to other schools	If the parent or carer wants to change a school because of their religious beliefs	The location of the school that the child's brother or sister goes to	Any other reasons
Total		27	7 25.9%	8 29.6%	18 66.7%	18 66.7%	5 18.5%	9 33.3%	1 3.7%	10 37.0%	3 11.1%
Have you completed this survey for yourself or for an organisation?											
For yourself		24	6 25.0%	8 33.3%	15 62.5%	16 66.7%	5 20.8%	9 37.5%	-	10 41.7%	3 12.5%
For an organisation		3	*	*	*	*	*	*	*	*	*
How old are you?											
Under 16		2	*	*	*	*	*	*	*	*	*
16-24		-	*	*	*	*	*	*	*	*	*
25-34		2	*	*	*	*	*	*	*	*	*
35-44		4	*	*	*	*	*	*	*	*	*
45-54		5	*	*	*	*	*	*	*	*	*
55-64		2	*	*	*	*	*	*	*	*	*
65-74		-	*	*	*	*	*	*	*	*	*
75-84		-	*	*	*	*	*	*	*	*	*
85 or over		-	*	*	*	*	*	*	*	*	*
Prefer not to say		8	*	*	*	*	*	*	*	*	*
Are you...											
Male		4	*	*	*	*	*	*	*	*	*
Female		17	3 17.6%	5 29.4%	11 64.7%	11 64.7%	2 11.8%	5 29.4%	-	9 52.9%	3 17.6%
Other		-	*	*	*	*	*	*	*	*	*
Prefer not to say		3	*	*	*	*	*	*	*	*	*
What is your ethnic group?											
White		19	5 26.3%	5 26.3%	12 63.2%	13 68.4%	2 10.5%	5 26.3%	-	8 42.1%	3 15.8%
Asian or Asian British		1	*	*	*	*	*	*	*	*	*
Black/African/Caribbean/ Black British		-	*	*	*	*	*	*	*	*	*
Mixed/Multiple Ethnic Group		-	*	*	*	*	*	*	*	*	*
Other Ethnic Group		-	*	*	*	*	*	*	*	*	*
Prefer not to say		4	*	*	*	*	*	*	*	*	*

* Number suppressed due to small sample size (fewer than ten responses in this respondent sample)

		Question 3: If we go ahead with our suggestions, parents or carers can appeal to the Council if their child does not get school transport.									
		Which of these reasons should help the Council decide if a child or young person can get school transport?									
		Base	How much money the household earns every year	If someone in the household gets benefits	If there is a disabled child or young person in the household	If a child or young person in the household has special educational needs	Where other schools in Hampshire are located	The distance to travel to other schools	If the parent or carer wants to change a school because of their religious beliefs	The location of the school that the child's brother or sister goes to	Any other reasons
Total		26	7 26.9%	8 30.8%	18 69.2%	18 69.2%	4 15.4%	9 34.6%	1 3.8%	9 34.6%	2 7.7%
Do any children or young people aged up to 18 years old live in your household?											
Yes – aged 0 to 4 years old		2	*	*	*	*	*	*	*	*	*
Yes – aged 5 to 8 years old		7	*	*	*	*	*	*	*	*	*
Yes – aged 9 to 11 years old		7	*...	*...	*...	*...	*...	*...	*...	*...	*...
Yes – aged 12 to 15 years old		9	*	*	*	*	*	*	*	*	*
Yes – aged 16 to 18 years old		3	*	*	*	*	*	*	*	*	*
No – no-one up to 18 years old lives in my household		1	*	*	*	*	*	*	*	*	*
Prefer not to say		3	*	*	*	*	*	*	*	*	*
Do any children or young people in your household have...											
Special Educational Needs		13	3 23.1%	4 30.8%	8 61.5%	10 76.9%	3 23.1%	7 53.8%	-	5 38.5%	2 15.4%
A disability, illness or problem that makes it difficult for them to walk		3	*	*	*	*	*	*	*	*	*
None of the above		4	*	*	*	*	*	*	*	*	*
Prefer not to say		3	*	*	*	*	*	*	*	*	*
Do any children or young people in your household use school or Post-16 transport?											
Yes - for free		8	*...	*...	*...	*...	*...	*...	*...	*...	*...
Yes - paid for		1	*	*	*	*	*	*	*	*	*
No		7	*	*	*	*	*	*	*	*	*
Prefer not to say		4	*	*	*	*	*	*	*	*	*
Do you know the total income of your household per year?											
Up to £10,000		-	*...	*...	*...	*...	*...	*...	*...	*...	*...
£10,001 to £20,000		-	*	*	*	*	*	*	*	*	*
£20,001 to £30,000		-	*	*	*	*	*	*	*	*	*
£30,001 to £40,000		-	*	*	*	*	*	*	*	*	*
£40,001 to £50,000		-	*	*	*	*	*	*	*	*	*
£50,001 to £60,000		-	*	*	*	*	*	*	*	*	*
£60,001 to £70,000		-	*	*	*	*	*	*	*	*	*
£70,001 to £8,000		-	*	*	*	*	*	*	*	*	*
£80,001 to £90,000		-	*	*	*	*	*	*	*	*	*
£90,001 to £100,000		-	*	*	*	*	*	*	*	*	*
Over £100,000		5	*	*	*	*	*	*	*	*	*
Do not know		-	*	*	*	*	*	*	*	*	*
Prefer not to say		15	3 20.0%	6 40.0%	9 60.0%	11 73.3%	2 13.3%	5 33.3%	-	6 40.0%	1 6.7%

* Number suppressed due to small sample size (fewer than ten responses in this respondent sample)

	Base	Question 4: If students have to pay for school transport, which option do you prefer?	
		Everyone pays the same, no matter how far it is to their school	Someone who lives closer to the school should pay less than someone who lives further away
Total	26	14 53.8%	12 46.2%
Have you completed this survey for yourself or for an organisation?			
For yourself	23	13 56.5%	10 43.5%
For an organisation	3	*	*
How old are you?			
Under 16	2	*	*
16-24	-	*	*
25-34	1	*	*
35-44	4	*	*
45-54	5	*	*
55-64	2	*	*
65-74	-	*	*
75-84	-	*	*
85 or over	-	*	*
Prefer not to say	8	*	*
Are you...			
Male	4	*	*
Female	16	8 50.0%	8 50.0%
Other	-	*	*
Prefer not to say	3	*	*
What is your ethnic group?			
White	18	8 44.4%	10 55.6%
Asian or Asian British	1	*	*
Black/African/Caribbean/ Black British	-	*	*
Mixed/Multiple Ethnic Group	-	*	*
Other Ethnic Group	-	*	*
Prefer not to say	4	*	*

* Number suppressed due to small sample size (fewer than ten responses in this respondent sample)

	Base	Question 4: If students have to pay for school transport, which option do you prefer?	
		Everyone pays the same, no matter how far it is to their school	Someone who lives closer to the school should pay less than someone who lives further away
Total	25	13 52.0%	12 48.0%
Do any children or young people aged up to 18 years old live in your household?			
Yes – aged 0 to 4 years old	1	*	*
Yes – aged 5 to 8 years old	7	*	*
Yes – aged 9 to 11 years old	7	*...	*...
Yes – aged 12 to 15 years old	9	*	*
Yes – aged 16 to 18 years old	3	*	*
No – no-one up to 18 years old lives in my household	1	*	*
Prefer not to say	3	*	*
Do any children or young people in your household have...			
Special Educational Needs	12	8 66.7%	4 33.3%
A disability, illness or problem that makes it difficult for them to walk	3	*	*
None of the above	4	*	*
Prefer not to say	3	*	*
Do any children or young people in your household use school or Post-16 transport?			
Yes - for free	7	*...	*...
Yes - paid for	1	*	*
No	7	*	*
Prefer not to say	4	*	*
Do you know the total income of your household per year?			
Up to £10,000	-	*...	*...
£10,001 to £20,000	-	*	*
£20,001 to £30,000	-	*	*
£30,001 to £40,000	-	*	*
£40,001 to £50,000	-	*	*
£50,001 to £60,000	-	*	*
£60,001 to £70,000	-	*	*
£70,001 to £8,000	-	*	*
£80,001 to £90,000	-	*	*
£90,001 to £100,000	-	*	*
Over £100,000	5	*	*
Do not know	-	*	*
Prefer not to say	14	8 57.1%	6 42.9%

* Number suppressed due to small sample size (fewer than ten responses in this respondent sample)

	Base	Question 5: Do you think £1330 should be the most a student pays for school transport, if they cannot get free school transport?		
		No. Students should pay less than £1330.	Yes. It is about right.	No. Students should pay more than £1330.
Total	27	21 77.8%	5 18.5%	1 3.7%
Have you completed this survey for yourself or for an organisation?				
For yourself	24	18 75.0%	5 20.8%	1 4.2%
For an organisation	3	*	*	*
How old are you?				
Under 16	2	*	*	*
16-24	-	*	*	*
25-34	2	*	*	*
35-44	4	*	*	*
45-54	5	*	*	*
55-64	2	*	*	*
65-74	-	*	*	*
75-84	-	*	*	*
85 or over	-	*	*	*
Prefer not to say	8	*	*	*
Are you...				
Male	4	*	*	*
Female	17	12 70.6%	4 23.5%	1 5.9%
Other	-	*	*	*
Prefer not to say	3	*	*	*
What is your ethnic group?				
White	19	14 73.7%	4 21.1%	1 5.3%
Asian or Asian British	1	*	*	*
Black/African/Caribbean/ Black British	-	*	*	*
Mixed/Multiple Ethnic Group	-	*	*	*
Other Ethnic Group	-	*	*	*
Prefer not to say	4	*	*	*

* Number suppressed due to small sample size (fewer than ten responses in this respondent sample)

	Base	Question 5: Do you think £1330 should be the most a student pays for school transport, if they cannot get free school transport?		
		No. Students should pay less than £1330.	Yes. It is about right.	No. Students should pay more than £1330.
Total	26	20 76.9%	5 19.2%	1 3.8%
Do any children or young people aged up to 18 years old live in your household?				
Yes – aged 0 to 4 years old	2	*	*	*
Yes – aged 5 to 8 years old	7	*	*	*
Yes – aged 9 to 11 years old	7	*...	*...	*...
Yes – aged 12 to 15 years old	9	*	*	*
Yes – aged 16 to 18 years old	3	*	*	*
No – no-one up to 18 years old lives in my household	1	*	*	*
Prefer not to say	3	*	*	*
Do any children or young people in your household have...				
Special Educational Needs	13	10 76.9%	2 15.4%	1 7.7%
A disability, illness or problem that makes it difficult for them to walk	3	*	*	*
None of the above	4	*	*	*
Prefer not to say	3	*	*	*
Do any children or young people in your household use school or Post-16 transport?				
Yes - for free	8	*...	*...	*...
Yes - paid for	1	*	*	*
No	7	*	*	*
Prefer not to say	4	*	*	*
Do you know the total income of your household per year?				
Up to £10,000	-	*...	*...	*...
£10,001 to £20,000	-	*	*	*
£20,001 to £30,000	-	*	*	*
£30,001 to £40,000	-	*	*	*
£40,001 to £50,000	-	*	*	*
£50,001 to £60,000	-	*	*	*
£60,001 to £70,000	-	*	*	*
£70,001 to £8,000	-	*	*	*
£80,001 to £90,000	-	*	*	*
£90,001 to £100,000	-	*	*	*
Over £100,000	5	*	*	*
Do not know	-	*	*	*
Prefer not to say	15	12 80.0%	3 20.0%	-

* Number suppressed due to small sample size (fewer than ten responses in this respondent sample)

HAMPSHIRE COUNTY COUNCIL

Report

Committee/Panel:	Children and Young People Select Committee
Date:	9 May 2018
Title:	Family Support Service Progress Report
Report From:	Director of Children's Services

Contact name: Vicky Richardson, Family Support Service Lead, Children and Families Branch

Tel: 01392 854830

Email: vicky.richardson@hants.gov.uk

1. Recommendation

- 1.1. That the Children and Young People Select Committee note the continued progress of the Family Support Service.

2. Summary

- 2.1 The purpose of this report is to update the Children and Young People Select Committee on activity within the Family Support Service across Hampshire. Following Executive Member Decision Day on 1 July 2016, the new Hampshire County Council Family Support Service (FSS) commenced on 1 December 2016, combining Children's Centres, Early Helps Hubs and the youth support budgets into a single Family Support Service targeted at the county's most vulnerable children and families. In summary the new Family Support Service has brought together a wide range of highly skilled practitioners who are now offering innovative and effective interventions with a large number of children and families across Hampshire. Data evidences that more children and families have been reached and engaged within the new service through increased variety of activity than was the case with the former Early Help Offer. In addition, the positive feedback received reflects the positive impact of the new service.

3. Contextual Information

- 3.1 Hampshire Safeguarding Children's Board and Hampshire's Children's Trust remain committed to providing Early Help services in Hampshire, as identified in the 2015-2018 Children's and Young People's Plan. Early Help means: "Identifying as early as possible if a child or family need support enhancing

parental capacity, helping them to access services, and working together to ensure this has maximum impact”.

- 3.2 The purpose of this report is to provide an update on Family Support Service activity across Hampshire within the preceding 12 months. This report will evidence the numbers of children and families reached and engaged within Hampshire’s 0-19 multi-agency Early Help Offer; the quality of the service being delivered by the multi-agency group, and the future direction of travel for the service in strengthening the resilience of children and families across Hampshire.
- 3.3 This report will draw on evidence collated within the Children’s Services Department Family Support Service 2016-2017 Service Plan; evidence from case file audits, and the views of practitioners across the Early Help multi-agency group.

4. The Early Help Hub

- 4.1 The Early Help Hub has continued to play a central role in offering a coordinated, multi-agency response to vulnerable families at Level 3 with children aged 0-19 (up to 25 years for young adults with learning difficulties and/or disabilities). Hubs meet weekly across the 11 districts in Hampshire to identify support tailored to the specific needs of children who have stepped down from statutory children’s social care interventions at Level 4 (following completion of specialist work and reduction of risk) as well as those children who have stepped up from Level 2 via schools and the community, as risks and increasing needs are identified. The Hubs continue to be managed and coordinated by the Family Support Service.
- 4.2 Maximising output to reach Hampshire’s most vulnerable families has been a focus of the new service and data evidences that more children and families have been reached and engaged within the new service through increased variety of activity than was the case with the former Early Help Offer. As the service continues to grow and strengthen, it is anticipated even more families will be reached moving forward. Indeed, the number of cases open at Level 3 Early Help Hub at the end of February 2018 was 3288 children (1403 families). Quarter 3 saw the highest number of children and families being reached in the preceding 12 months. Of these 45 per cent were held by the Family Support Service in the Early Help Co-ordinator role. The remaining 55 per cent of cases were coordinated by another agency who acts as the lead Early Help Co-ordinator.
- 4.3 Strong working relationships are acknowledged to be central to the effectiveness of the multi-agency group within the Early Help Offer and the Family Support Service has been proactive in providing Early Help Co-ordinator workshops to partner agencies to support colleagues in their lead coordinator roles as well as in undertaking joint visits. Peer supervision sessions are also provided to develop frontline practice in partner agencies

and to support a greater understanding of thresholds as well as the delivery of quality services to promote best outcomes for children and families.

4.4 Targeted Early Help with a clear focus on preventative approaches is central to the Level 3 Family Support Service offer and intensive 1-1 family support interventions tailored to individual needs are offered to parents and carers and their families as skilled practitioners within the Family Support Service draw on a range of theoretic models using a solution focused approach to meet a range of complex needs.

4.5 One to one interventions may include: mediation; advocating; advice/information; motivation; signposting; positive communication; enabling; anger management; building self confidence/self esteem; building resilience; enabling and encouraging families to access appropriate services.

5. Evidenced Based Parenting Groups

5.1 Evidenced Based Parenting Groups remain part of the Family Support Service offer, delivered in local venues by Family Support Service practitioners and also co-facilitated in partnership with early help colleagues.

5.2 Each district publishes a termly timetable of courses and groups identified to meet the needs of its local community. Groups can include Cook and Eat, Family Links, HENRY (Health, Exercise and Nutrition for the Really Young) and PEEP (Peers Early Education Partnership).

5.3 Referrals to the groups are increasing however work continues to increase knowledge of the variety of courses available across the Early Help Offer as well as to explore how families can be better supported to remain engaged. Of note is that Quarter 3 data evidences a decrease in the number of cases closed to the service due to families withdrawing consent or refusing to engage. This reduction is attributed to practitioners being creative in exploring alternative means of meeting and encouraging engagement with parents prior to or at the start of the service's involvement. Close collaboration is taking place with social care staff to support continued engagement for those cases stepping down from Level 4.

6. Measuring Outcomes

6.1 Evidencing the impact of early intervention and the Family Support Service in strengthening the resilience of Hampshire children and families is a priority within service planning, and in April 2017 the Outcomes Star assessment tool was implemented to track progress and outcomes for all Level 3 cases. This evaluation tool is used by Family Support Service practitioners to support families in understanding the impact of early intervention and to enable them to work together to demonstrate distance travelled. It also measures success for individual families and demonstrates impact of interventions for the Service as a whole.

- 6.2 Stars including Family Star, My Star and Teen Star (for use with teenagers displaying risky behaviours) are completed collaboratively with children and families and measure engagement, as well as how families feel about the difficulties they are facing, and what they say and do. At the point of case closure, use of the stars also encourages feedback to gain views and to use this feedback to improve the service. This provides the greatest indicator of the progress made by families and the impact of planned Family Support Service and intervention. Early help case files audited in 2017 showed that 76 per cent of children's wishes or feelings were recorded and in 76 per cent of cases this was evidenced to have influenced planning.
- 6.3 Training is being delivered to staff to support use of the Stars to ensure that participation underpins service planning and delivery moving forward. For Family Support Service practitioners and managers, it is also a helpful tool to use in supervision to assess the impact of the service being delivered and case direction.
- 6.4 Early Help case file audits in 2017 evidenced that intervention had positively improved the child's circumstances in 84 per cent of cases with improved outcomes in 85 per cent of cases.

7. Level 2

- 7.1 For families assessed as Level 2 (lower level need), there continue to be a range of interventions available provided by a single agency or via partnership working. The Family Support Services continues to provide group work for Level 2 families and bookable surgery sessions to look at a single issue and to prevent their needs escalating to Level 3.
- 7.2 The new Level 2 service has been well received by partner agencies. The service also recognises its role in building capacity and confidence with multi-agency practitioners and therefore offers (with partner involvement) a range of support and development opportunities including a telephone consultation line, joint visiting and training opportunities to share good practice.
- 7.3 Embedding of the new service has seen Innovative practice develop across the county at Level 2. From support for parents and carers to confidently talk to their children about sex, relationships, puberty, STI's and contraception to small group work for 11-13 year olds to help with low self esteem and anxiety issues, Hampshire's Family Support Service is now driving a range of innovative interventions for children and families at a district level including:
- Whole school assemblies for secondary school children, delivering e-safety advice to 400 students
 - Co-delivery of Family Links Nurture courses with Family Nurse Partnership colleagues in schools across communities

- Joint working with library rhyme time sessions to identify vulnerable families and speech and language delays
- Participation events for parents and families who have been involved with the service
- Linking in with parents home schooling children
- Attendance at early years settings and school coffee mornings to meet with parents and professionals and share information about courses and surgery sessions
- Facilitation of multi-agency workshops for professionals to explore how they can support young people's emotional and mental health

8. The effectiveness of the multi-agency group

8.1 Partnership working has been a continued focus since the launch to encourage buy-in to the Early Help model and increase capacity. This has been a real success. District weekly hub meetings are well attended by partner agencies who are able to share their advice and knowledge. The Family Support Service continues to actively work with partners to identify gaps in services and to support the development of services to meet the needs of children, young people and their families specific to individual districts.

8.2 It is recognised that there are some demographic differences between the areas which necessitate differing approaches and priorities. The Family Support Service is striving to develop and improve upon the provision of services to meet the needs of children, young people and their families within each individual area.

8.3 For example, the Level 2 requests for service are collated and analysed within districts as this process identifies specific needs locally that can be responded to by developing priority groups. In Test Valley the service developed emotional well being and mental health groups with the voluntary sector and CAMHS. Eastleigh and Winchester Family Support Service work closely with colleagues in adult mental health services in providing support groups to parents who have low to moderate levels of mental health difficulty as well as providing direct work with parents who are experiencing child to parent violence. Similarly, East Hants Family Support Service operate drop in surgeries in the local secondary schools. Mobile work seeks to deliver services to those who are either geographically isolated or marginalised such as use of the Daisy Bus (Mobile Unit) to work with local refugees.

8.4 In 94 per cent of Early Help files audited there was evidence of appropriate multi-agency engagement and in these cases 90 per cent had resulted in improved outcomes for children and their families. Agency feedback collated for the service review in 2017 highlighted the following professional views:

- Relationships with partner agencies has improved
- 0-19 provision is better for children and families
- Excellent information sharing and multi agency working, providing families with a holistic approach
- Much smoother referral process. More families given support in the home
- The weekly meetings are great to have all agencies around the table
- Lots of training/workshops are available for professionals
- More coordinated. I feel I know who to go to and how to do it and that there will be a positive response

8.5 Children's Centres continue to be well used across the county by voluntary and statutory services with health being a key partner. The services provided from the centres are targeted at families most in need. There is excellent engagement with voluntary sector and Children's Centres are well used by agencies providing a wide range of services at Level 2 and Level 3.

9. Promoting Attendance and Attainment

9.1 Finally, the Family Support Service continues to play a key role in promoting the educational attendance and attainment of Hampshire's children through its Legal Intervention Team and district-based Legal Intervention Court Officers. To bring together Education and Children's Service Department in promoting attendance, a dedicated Attendance Officer post has been developed to work closely with schools to address attendance concerns and share good practice inter-agency.

10. District Activity

10.1 Creation of the new Family Support Service has brought together a wealth of skills, knowledge and expertise to the benefit of Hampshire's families. Each of the 11 districts has developed services to meet the specific needs of its geographical area in line with local needs analyses. These interventions include:

- Fareham & Gosport – supporting a home school support group for motivated parents to meet with their children, who are predominantly experiencing anxiety or have ADHD (Attention Deficit Hyperactivity Disorder) diagnosis and providing a venue for other agencies to come in and meet with these families (none Level 3 or 4) and talk about their services
- Hart & Rushmoor – weekly Service Forces Support group to meet the needs of the community. Sessions include child development support workshops, guest speakers, parent advice sessions and signposting to other agencies

- Havant – transition planning groups held with Hampshire Youth Access to support young people displaying anxiety and needing support to prepare for transition to secondary school.
- New Forest – Talking Teens programme offering ideas and strategies for parents to maintain boundaries, motivation and support for young people in an emotionally healthy context. Workshops include the foundations of positive parenting: providing warmth and structure, the teenage brain, sleeping habits , handling difficult issues such as drugs & alcohol, social media, sex, sexuality, staying safe, boundaries and problem-solving.
- Eastleigh & Winchester – Delivery of the Family Links Nurturing Programme to support parents in understanding and managing feelings and behaviour and become more positive and nurturing in their relationships with children and each other.
- Test Valley – Facilitating the Freedom Programme, to support women in gaining the knowledge skills to protect themselves and their children in relationships
- East Hants – Weekly mobile Daisy bus service for children, parents and carers living in short term hostel accommodation offering play work, parenting advice and signposting to local services.

10.2 More detail on each district based Family Support Service activity can be seen at Appendix one.

11. Future Direction

11.1 As the new Family Support Service continues to grow and strengthen, it is anticipated even more vulnerable children and families across Hampshire will be reached moving forward.

CORPORATE OR LEGAL INFORMATION:**Links to the Strategic Plan**

Hampshire maintains strong and sustainable economic growth and prosperity:	yes
People in Hampshire live safe, healthy and independent lives:	yes
People in Hampshire enjoy a rich and diverse environment:	yes
People in Hampshire enjoy being part of strong, inclusive communities:	yes

Other Significant Links

Links to previous Member decisions:	
<u>Title</u> Proposed Family Support Service – Executive Lead Member for Children’s Services Decision Day	<u>Date</u> 1 July 2016
Direct links to specific legislation or Government Directives	
<u>Title</u>	<u>Date</u>

Section 100 D - Local Government Act 1972 - background documents

The following documents discuss facts or matters on which this report, or an important part of it, is based and have been relied upon to a material extent in the preparation of this report. (NB: the list excludes published works and any documents which disclose exempt or confidential information as defined in the Act.)

DocumentLocation

None

IMPACT ASSESSMENTS:

1. Equality Duty

1.1. The County Council has a duty under Section 149 of the Equality Act 2010 ('the Act') to have due regard in the exercise of its functions to the need to:

- Eliminate discrimination, harassment and victimisation and any other conduct prohibited under the Act;
- Advance equality of opportunity between persons who share a relevant protected characteristic (age, disability, gender reassignment, pregnancy and maternity, race, religion or belief, gender and sexual orientation) and those who do not share it;
- Foster good relations between persons who share a relevant protected characteristic and persons who do not share it.

Due regard in this context involves having due regard in particular to:

- a) The need to remove or minimise disadvantages suffered by persons sharing a relevant characteristic connected to that characteristic;
- b) Take steps to meet the needs of persons sharing a relevant protected characteristic different from the needs of persons who do not share it;
- c) Encourage persons sharing a relevant protected characteristic to participate in public life or in any other activity which participation by such persons is disproportionately low.

1.2. Equalities Impact Assessment:

- (a) The proposal will have no or low impact because the Family Support Service is available to all adults and children in line with assessed need regardless of any protected characteristic. Each individual need is assessed and if an individual has a characteristic that means they require additional support to access the service, ie disability/language, the service is responsive to that in order to enable access.

2. Impact on Crime and Disorder:

2.1. In line with the Children and Young Peoples plan 2015-18 priorities, the Family Support Service supports people in Hampshire to enjoy being part of strong, inclusive communities.

3. Climate Change:

- a) No impact.

Appendix One – Family Support Service District Based Activity

Test Valley

Day	Time	Group Name	Age Group	Venue	Frequency	Booking
Monday	9.30am to 11.30am	Freedom Programme	All ages	Spring Meadow CC	Course of 12 weeks (Term time only) Starting 14 th May 2018	Yes, contact Andover Crisis Team.
	12.30 to 2.30pm	Family Links Parenting Course The Parenting Puzzle	For Parents with children aged 5 – 12 years.	Spring Meadow CC	Weekly Starting 23 th April to 16 th July 18	Yes Joint delivery with Barnardo's. Referral form is needed.
Tuesday	9am to 1pm	SOS (30 minute appointment)	All ages 0- 19 years	Spring Meadow CC or Andover Area – flexible to suit the needs of the parent	Weekly appointments	Level 2 referral form to be completed and sent to FSS Duty email account
	1.30pm to 2.30pm	Growing Together	For parents up to the age of 25 years	Spring Meadow CC	Term Time Only TO BE CONFIRMED	Yes, contact admin@ybrp.org.uk
	12.20 to 2.30pm	You Matter	For parents up to the age of 35 years	Spring Meadow CC	Term Time Only Starting April 2018	Yes, contact admin@ybrp.org.uk
	6pm to 8.30pm	Cygnets Programme	Parents with children with an ASC.	Spring Meadow CC	Course of 12 weeks 25 th April to 18 th July 18	Yes Joint delivery with Barnardo's. Referral form is needed.
Thursday	10am to 12noon	TEEN Talk	For parents with teenage children	Spring Meadow CC	Course of 4 weeks Starting 19 th April to 10 th May	Yes via Paula Willetts and Kate Connor 01264 387453
	10am to 12noon	HENRY	For parents with children 0-5 years	Spring Meadow CC	Course of 10 weeks including some family sessions Starting 7 th June 2018	Yes via Rosie Reeves and Abby Courtney 01264 387453
	1.15pm to 3.30pm	Earl Help Hub Meeting	For professionals	Spring Meadow CC	Weekly	Referral and invite only.
Friday	9.30am to 1pm	SOS	All ages 0- 19 years	Romsey Area – flexible to suit the needs of the parent	Weekly appointments	Level 2 referral form to be completed and sent to FSS Duty email account
	10am to 12noon	Family Links Nurture Programme	For parents with Primary School age	Spring Meadow CC	Course of 10 weeks Starting 18 th May 2018	Yes via Chris Hancock & Kate Connor

			children			01264 387453
Saturday	9.30am to 11.30am	Dad's Club	Dad's with children	Spring Meadow CC	Fortnightly Term time only	No, just turn up!
Child Health Clinics						
Monday	Tuesday	Wednesday	Thursday	Friday		
	Spring Meadow Children's Centre, Andover, SP11 6JP 9.00am -12.30pm weekly	Romsey Abbey Rooms SO51 8EP (behind the Abbey) 1pm to 3pm weekly	Shipton Bellinger Village Hall, SP9 7TF 10.30am -11.30am 2 nd of the month			
	Gill Nethercott Centre, Whitchurch, RG28 7HP 10.00am - 11.30am 1 st of the month only		Middle Wallop Community Centre, SO20 8DY 1.30pm -2.30pm 1 st of the month			
			Worthy Down Community Centre, SO21 2RG 1.30pm - 2.30pm 4 th of the month			
Breastfeeding						
Breastfeeding Helplines NCT Breastfeeding Helpline - 0300 330 0700 (8am-midnight daily) National Breastfeeding Helpline - 0300 100 0212 (9.30am-9.30pm daily)	<i>Tuesday</i> <i>Spring Meadow Children's Centre</i> <i>10.00am to 11.30am</i> Tel: Paula 07867 535099 or Rachel 07771 824343	Local NT Breastfeeding Counsellors Andover – Rachel 07771 824343 Whitchurch - Paula 07867 535099 Winchester - Jane 07824 375 871 Winchester - Jennie 07502 213811 Overton – Mindy 07769 040509	Thursday Bossom Pals, Romsey Baptist Church Hall, Romsey 10am to 12noon	FREE Antenatal Breastfeeding sessions For more information, call Kat 07724 122237, Rachel 07771 824343 or Paula 07867 535099		

Winchester April timetable

Monday	Tuesday	Wednesday	Thursday	Friday
SPEAKEASY Denmead Infant School Denmead, PO7 6PN Starts 23 rd April 2018 9.30-11.30am	SOS/ADVICE SESSION St John the Baptist Primary School, Solomons Lane Waltham Chase, SO32 2LY Starts 17 th April 2018 9.30-12am	HENRY Level 10 Church, Stanmore Lane, Winchester, SO22 4BT Starts 18 th April 2018 10-12pm	FAMILY LINKS Winnall Primary School, 31 Garbett Road, Winchester, SO23 0NY Start date 25 th April 2018 9.30- 11.30am	TALKING TEENS Kings School Romsey Road, SO22 5PN Starts: 27 th April 2018 10-12pm
WRAP Winchester Well Being Centre Priory Gardens, Parchment St, Winchester SO23 8AU Starts 4 th June 2018 10am-12am	Please note all courses are by referral only	NVR United Reform Church Jewry Street, Winchester, SO23 8RZ Starts 26 th April 2018 6-8pm	To refer a parent/carer onto one of these courses, please complete a Request for FSS level 2 Service form and return to winchester.earlyhelp@hants.go v.uk To obtain the form or further information please email above or call 02380 498176	
SOS/ADVICE SESSION Kings Worthy Primary School, Church Lane, Kings Worthy, SO23 7QS Starts 23 rd April 2018 1-3pm				

Eastleigh April timetable 2018

Monday	Tuesday	Wednesday	Thursday	Friday
<p>WRAP Eastleigh Wellbeing Centre Leigh Road, SO50 9DS Starts 16th April 2018 10am-12pm</p>	<p>FREEDOM Wells Place, Eastleigh, SO50 5LJ Starts 17th April 2018 10am-12pm</p>	<p>SOS/ADVICE SESSIONS Wellstead Primary School, Wellstead Way, Southampton, SO30 2LE Starts 18th April 2018 9.30am-12pm NVR Pilands Wood Centre, Chamberlayne Rd, Southampton SO31 8DT Starts 25th April 2018 10-12pm</p>	<p>FAMILY LINKS Wellstead Primary School Wellstead Way, Southampton, SO30 2LE Starts 26th April 2018 9.30-11.30am</p>	<p>FAMILY LINKS Freeground Junior School Hobb Lane Hedge End, SO30 0GG Starts 27th April 2018 9.30-11.30am</p>
<p>SOS/ADVICE SESSIONS Eastleigh Library Swan Centre Eastleigh SO50 5SF Starts 17th April 2018 1-3pm Peep On Talking Norwood Pre School Chamberlayne Road, Eastleigh, SO50 5JL Starts 24th April 2018 1-3-3pm</p>		<p>To refer a parent/carer onto one of these courses, please complete a Request for FSS level 2 Service form and return to eastleigh.earlyhelp@hants.gov.uk To obtain the form or further information please email above or call 02380 498176</p>	<p>SPEAKEASY Netley Junior School, Westwood Road, Netley, SO31 5EJ Starts 26th April 2018 1-3pm FAMILY LINKS Crescent Primary School Starts 26th April 2018 6-8pm</p>	

New Forest

Day	Time	Facilitator	Area	Dates
Tuesdays 12-2pm	Freedome	Rachel Burgess You Trust	Totton Area	1 May -24 July (exc 29 th May)
Thursday 9.30-11.30	Parenting Puzzle	Kayley Blackwell Anne-Marie Ashford	Pennington Junior School	3rd May – 19th July exc 31st May
Tuesday 10-12	Parenting Puzzle	Carol Mitchell Maharla Ryan	Foxhill Junior School	1st May – 10th July exc 29th May
Wednesday Tbc	Talking Teens	Martin Davis Sharon Wood	Applemore School	6th June – 27th June
Thursday Tbc	Talking Teens	Martin Davis Sharon Wood	Greyfriars, Ringwood	3rd May – 24th May
TBC	HENRY	Lisa Childs Health?	Cadland Children’s Centre	TBC
Fridays 10-11.30	Messy Play	Anne-Marie Ashford Charlie Reed	Mulberry Centre Marchwood	Ongoing every Friday
Tuesdays 10-11.360	PEEP on Talking	Anne-Marie Ashford Charlie Reed	Cadland Childrens Centre	24th April – 3rd July

Havant

MONDAY

SOS Level 2 Support. FSS

HENRY@Sharps Copse, FSS

9.30-11.30pm

17/4-12/6 (Term Time only)

Family Links Nurture @Riders School, FSS

9.30-11.30am 8/5-17/7

Freedom @Sharps Copse, SDAS

23/4-16/7 (Term Time only)

12.30-2.45pm

Help Yourself Shine @Sharps Copse, FSS 3.30-5.30pm 15/5-26/6 (Term Time only)

TUESDAY

Who's in Charge @Sharps

Copse, SDAS 23/4-16/7

9.30-11.30pm(Term Time only)

WEDNESDAY

Family Links Nurture for

under 8's

@ Acorn Centre,

Waterlooville

9.30-11.30pm

9/5-18/7 (Term Time only)

SOS Level 2 Support@Sharps Copse, FSS

Knowing Us Group @Sharps Copse, Health

Team

Weekly 10.00

(Follow on support group from Knowing me, Knowing you)

THURSDAY

PEEP on Talking@Dates

and venues TBC, FSS

Teen Family Links @Hayling Island FSS 9.30-11.30am

3/5-24/5 (Term time only)

Family Links Nurture@ TBC Mill Hill 10/05-19/7

12.30-2.30pm

Teen Family Links Nurture@Sharps Copse,

Barnardos 12.30-2.30pm

5/1-23/3 (Term Time only)

Teen Family Links Nurture@Sharps Copse, FSS 6/6-27/6 12.30-2.30PM

FRIDAY

SOS Level 2 Support, FSS

Fareham & Gosport

Monday	Tuesday	Wednesday	Thursday	Friday
Session	Session	Session	Session	Session
PEEP on Talking 9.30-11.30am Oak Meadow Children's Centre	Family Links Nurture 9.30-11.30am Locksheath Junior School	HENRY 9.30-11.30am Rowner Youth Building	Family Links Nurture 9.30-11..30am Oak meadow Children's Centre	Baby PEEP – cancelled due to low take up
SOS Gosport	SOS Oak Meadow	SOS Gosport		Home school support group 10-11-.30am Oak Meadow Children's Centre
Family Links Nurture 12.45- 2.45pm Newtown School	Young Parents 1- 2.30pm Little Waves Children's Centre	Family Links Nurture 12.45 -2.45pm Haselworth School	PEEP on Talking 12.45-2.45pm Rowner Community Centre	
Young Parents 1- 2.30pm Oak Meadow – last group 31/4/18				
Talking Teens FLN 5.30 -7.30pm Fareham Academy		Family Links Nurture 6pm -8pm Rowner Community Centre		

East Hants

Day	Time	Group Name	Age Group	Venue	Frequency	Booking
TUESDAY	9.30 – 11.30am	HENRY	Parents of children aged 0 – 5 years	Woodlands Hall Headley Down	8 week course commencing 1 May 2018	Yes
	1.00 – 2.30pm	Young Parents Group	Parents/carers under 25 years and children	Liphook Guide Hall Millennium Centre Liphook	Weekly (term time only) Commencing 1 st May 2018	No
WEDNESDAY	9.30 – 11.30am	Early Help Hub	Professionals	Community Room Bordon Infant School Bordon	Weekly	No
	7pm – 9pm	Parent Talk	Families of children aged 11 to 15 years	Liphook Community Room Liphook Infant School Liphook	6 week course commencing 18 April 2018	Yes
THURSDAY	9:30 – 11.30am	Legal Attendance Panel	Professionals	Mill Chase School Bordon	3 rd Thursday of the month	No
	9.30 – 11.30am	Family Links Nurturing Course	All	Bordon Youth Centre Mill Chase School Bordon	10 week commencing 26 April 2018	Yes
Mobile Unit DAISY Service	1.30 – 2.30	Young Stars	Parents/carers and children living in Hostel temporary accommodation	Chase Court Hostel Lindford	Weekly commencing 19 April 2018	No

FRIDAY Mobile Unit DAISY Service	1.00 – 2.00	Young Stars	Parents/carers and children living in Hostel temporary accommodation	Bramble Court Hostel Petersfield	Weekly commencing 20 April 2018	No
--	-------------	-------------	---	--	---------------------------------------	----

SOS Parenting Support:

Will support parents to change their child's behaviour, address any childhood challenges, or issues/concern, e.g. emotional well being, routines, financial concerns, housing, sleep, substance misuse, toileting/personal hygiene. There will be an initial one to one 60 minute session with a follow up call with a Family Support Worker. These sessions are delivered in the community on a day suitable for the parents. If you have a family who you feel would benefit from this service, please send us a completed level 2 referral form (signed by parent) we will then contact the parent to schedule an appointment.

Hart & Rushmoor

	Morning		Afternoon		Evening & Outreach
Location	Turners Wood	Park	Turners Wood	Park	
Monday	SOS Parents 9.30am – 12.30 pm			Family Links Talking Teens 4 weeks 25 th June – 16 th July 12.30pm – 2.30pm Enrolment Day 18 th June 12.30pm	Forces Support @ Quetta Park Community Centre 10.00am – 11.30am Weekly sessions
Tuesday		Incredible Years 12 weeks 24 th April – 17 th July (excluding 29 th May) 10.00am – 12noon		SOS Parents 1.00pm - 4.00pm	Parent Factor @ Mayfield Community Centre 9 week course 12.30pm – 2.30pm 24 th April – 26 th June (excluding 29 th May) Parenting Puzzle @ Oakwood Infants School (Little Saplings Childrens Centre) 4 week course 24 th April – 15 th May 10.00am – 12noon Enrolment 17 th April 10.00am

<p style="text-align: center;">Wednesday</p>			<p>Workshops including eat well for less and let's get active. Dates and Times to be confirmed..</p> <p style="text-align: center;">How Boys Learn Workshop 6th June 1.00pm – 2.30pm</p>	<p>Workshops including eat well for less and let's get active. Dates and Times to be confirmed.</p>	<p style="text-align: center;">Workshops – Eat well for less</p> <p style="text-align: center;">@ Wellington Community Primary School 18th April. 1.00pm – 2.30pm</p> <p style="text-align: center;">Family Links Nurture Programme @ Turners Wood Childrens Centre 10 week course 2nd May – 4th July (including half term) 6.30pm – 8.30pm Enrolment 25th April 6.30pm – 7.30pm</p> <p style="text-align: center;">Speakeasy @ Fernhill Secondary School 8 week course 2nd May – 27th June (excluding 30th May) 1.00pm – 2.30pm</p>
---	--	--	---	--	--

<p style="text-align: center;">Thursday</p>		<p style="text-align: center;">Baby PEEP 6 weeks 26th April – 31st May including Half Term 10.00am – 11.30am</p> <p style="text-align: center;">Family Links Nurture Programme 10 weeks 26th April – 5th July (Excluding 31st May) 9.15am – 11.45am Enrolment 19th April 9.30am – 10.30am</p>			<p style="text-align: center;">Quetta SOS Parents @ Quetta Park Community Centre 9.30am – 12.30pm</p> <p style="text-align: center;">Incredible Years Parenting Course @ Farnborough Grange 12 week course Time 9.30am – 11.30am Starting 22nd February – 24th May (Excluding 5th and 12th April)</p> <p style="text-align: center;">You Matter Venue TBC 12 week course 26th April – 12th July including Half Term 12.30pm – 2.30pm Enrolment 19th April 12.30pm</p> <p style="text-align: center;">PEEP on Talking @ Farnborough Grange 10 weeks 26th April – 5th July (Excluding 31st May) 1.30pm – 3.00pm</p> <p style="text-align: center;">Family Links Parenting Puzzle @ Farnborough Grange 4 week course 14th June – 5th July 9.30am – 11.30am Enrolment 7th June 9.30am</p>
--	--	---	--	--	--

Friday	<p>.SEN (Support Encourage Nurture) Group Weekly sessions 10.00am – 11.30am Start Date TBC</p>	<p>PEEP on Talking 9.30am – 11.00am 10 weeks Starting 2nd March - 18th May (excluding 6th and 13th April)</p>	<p>Family Links Talking Teens 4 week course 4th May – 25th May 1.00pm – 3.00pm Enrolment 27th April 1.00pm</p>	<p>HENRY @ the Prospect Centre 9.30am – 11.30am 8 weeks Starting 20th April – 15th June (excluding 1st June) Outdoor PEEP @Fleet Pond 6 weeks 15th June – 20th July 1.00pm – 2.30pm</p>
---------------	---	--	--	--

This page is intentionally left blank

HAMPSHIRE COUNTY COUNCIL

Front Cover Report

Committee:	Children and Young People Select Committee
Date:	9 May 2018
Title:	Special Educational Needs and Disabilities (SEND) Reforms
Report From:	Director of Children's Services

Contact name: Tracey Sanders – County Education Manager (Inclusion)
Emily Lloyd – Head of NHS Children's Commissioning

Tel: 01962 847123 **Email:** tracey.sanders@hants.gov.uk
01962 826734 emily.lloyd5@nhs.net

1. Recommendation

- 1.1 That the Children and Young People Select Committee note the overview provided in relation to the Special Educational Needs and Disabilities (SEND) Reforms presentation.

2. Summary

- 2.1. The purpose of this presentation is to update the Children and Young People Select Committee on SEND reforms, following the previous update to the Committee in November 2017.

This page is intentionally left blank

CYP Select Committee

Special Educational Needs and Disabilities (SEND) Reforms

Update from November 2017

Tracey Sanders, County Education Manager
(Inclusion)

Emily Lloyd, Head of National Health Service
(NHS) Children's Commissioning

Contents

- SEND Reforms context;
- SEN Service performance;
- Digital Education, Health and Care (EHC) hub;
- SEN Support: managing demand;
- SEN out-county placements;
- SEND Post 16 Preparation for Adulthood strategy;
- SEN Capital Place Planning Strategy – sufficiency of specialist provision;
- Hampshire Parent Carer Network (HPCN);
- Public Health: early identification and early intervention;
- National Health Service (NHS) Children’s Collaborative;
- NHS SEND Designated Clinical Officer 0-25 update;
- First-Tier SENDIST Tribunal and the Single Route of Redress national trial.



SEND Reforms Context

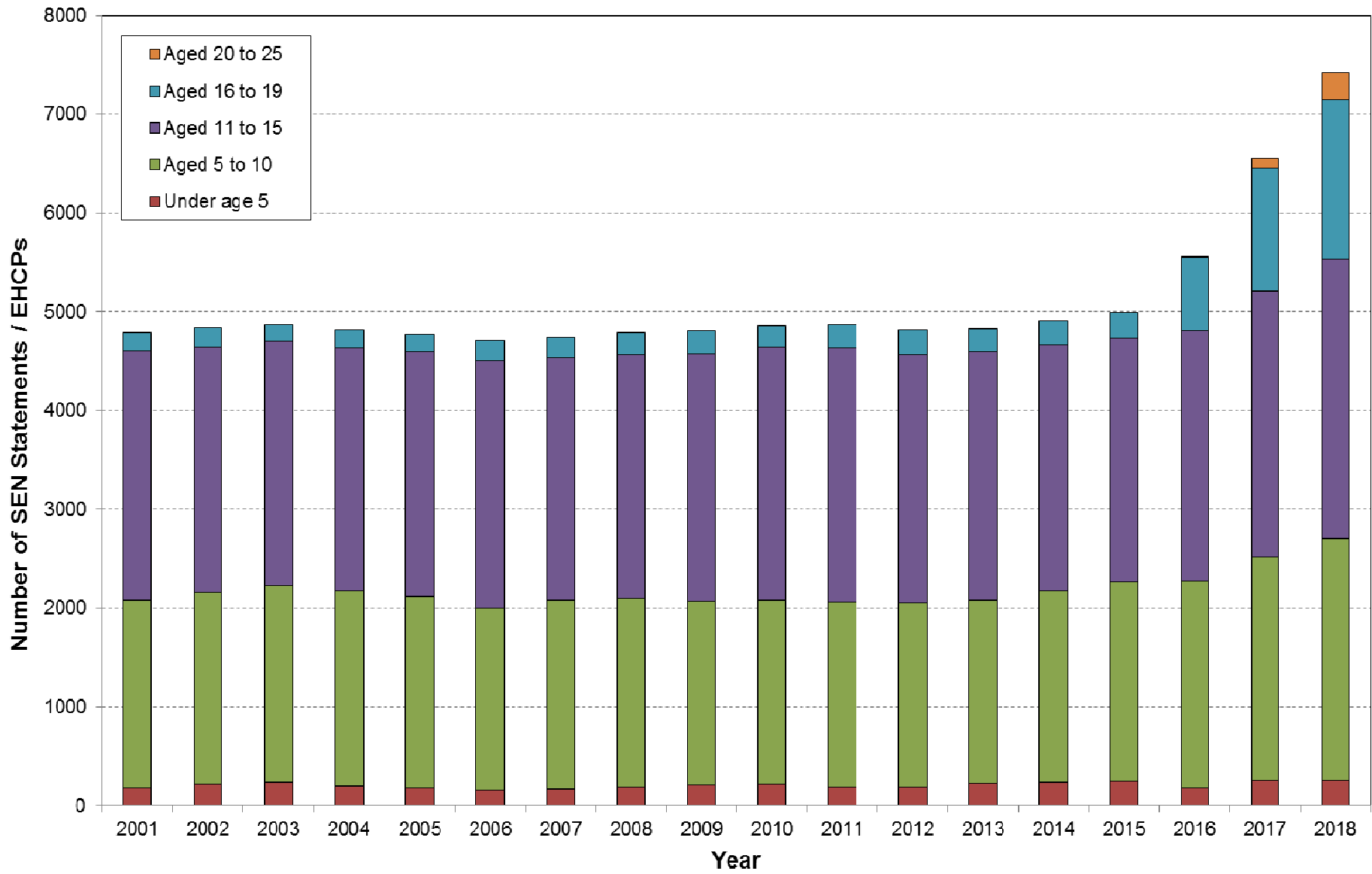
- Children and Families Act [Part 3] September 2014
- Strengthened focus on parent/carers, children and young people collaboration
- Introduced Education, Health and Care Plans (EHCPs) 0-25 for most complex
- Statutory 'Local Offer' <https://fish.hants.gov.uk/localoffer>
- Strengthened the focus on SEN Support and the graduated response
- The need for joint planning and commissioning of services across education, health and care 0-25
- A strong focus from year 9 on preparation for adulthood to build independence and expectation of employment.



Special Educational Needs (SEN) Service Performance

- 99.9% Statutory **transfer** of 5,277 Statements of SEN to Education, Health and Care Plans (EHCPs) **completed** by 31 March 2018
- The 0.1% represents 6 cases not transferred
- **EHCP 20 week statutory performance** 46% at March 2018 highest since introduction of SEND Reforms
- National 2017 SEN2 data published May 2018 will show 24% EHCPs produced in 20 weeks (4.5% in 2016).
- Reform Grant for 2018/19 focussed on aim of 95% EHCPs in 20 weeks

HCC - SEN Statements / EHCPs by Age Group



Digital EHC Hub

- Final version of digital EHC Hub system received
- Covers the end to end statutory SEN processes: EHC request, assessment and plan plus annual review.
- Now in the testing and implementation stage with all the key stakeholders.
- Launch EHC Hub in a phased approach beginning September 2018.
- New way of working in a more person centred way to ensure more confidence of the family in support offer and earlier conversations about provision.

SEN Support: managing demand

- New lead inclusion role of School Improvement Manager SEN. Key areas of focus:
- Working with mainstream schools and colleges to ensure support is made available to the 14% of children and young people deemed to be on SEN Support:
 - Ensure those with SEN are at the forefront of future developments
 - Ensure progress tracking is robust and rigorous so no child or young person regardless of ability is ‘unchallenged’ in their learning journey
- Working closely with SEN Co-ordinators (SENCOs) in education settings around obligations, the graduated response, “assess, plan, do, review” and to facilitate area peer support groups.



SEN out-county placements

- 443 children and young people with special educational needs (SEN) placed in independent/non-maintained schools or independent specialist colleges
- £20,483,212 (purely SEN costs excluding any health and social care costs)
- 107 annual reviews attended 43 cases identified as ready to move on with a saving of £605K banked

SEND Post 16 Preparation for Adulthood Strategy

Anticipate launch Summer 2018. Key areas of focus:

- The development of real living and work skills - supporting future independence, health and wellbeing;
- A focus on employability and employment - expectation that young people with SEND will progress to a good job.
- Re-setting expectations of parents, carers and young people from an earlier age of progression to employment.
- A new County-wide Supported Internship offer with job coaches.
- Strategic commissioning of Post 16 high needs provision
- Clarity of Post 19 pathways
- Greater emphasis on technical skills and work based learning pathways.

Capital Place Planning Strategy – sufficiency of specialist provision

- Five year strategic plan agreed based on a comprehensive and complex analysis
- Hampshire SEND School Places Strategy published March 2018
- Funding secured for 293 new SEND places by Sept 2021
- Includes successful bid for 125 place ASD free school in Basingstoke. Catch 22 recently approved as Academy Sponsor by Department for Education. Due to open 2021.
- Additional 50 primary and 110 secondary places forecast to be required – funding and location to be identified
- Samuel Cody, Farnborough, additional 50 primary MLD places open Easter 2018, plus 72 places Sept 2018.



Hampshire Parent Carer Network (HPCN)

- Represents collective views of parents and carers of children and young people with additional needs
- Key SEND partner since 2012 developing and supporting the implementation of the SEND Reforms
- HPCN “Parents meet the SEN Team” sessions positive in breaking down barriers and enhancing understanding
- HPCN Get Together (regional) and HPCN Talk Together (schools) groups build supportive relationships between parents and professionals
- “Futures in Mind” groups promote emotional resilience of families while they are on the wait list for Tier 3 CAMHS support. Praised by Care Quality Commission.



Public Health: Early identification and early intervention

- Multi-agency SEND joint strategic needs analysis produced to inform commissioning. Includes opportunities around prevention and earlier identification
- Health Visiting key role delivering Healthy Child Programme including early identification, assessment and support
- 2/2 ½ year check identifies developmental delay
- School Nursing role across all maintained schools key in early intervention for children with additional needs
- Multi-agency work underway to extend 2 to 5 year pathway to improve identification of vulnerable children earlier and improve outcomes before Year R (Reception)

NHS Maternity and Children's Collaborative

- Now based at Ell Court with County Council
- Effective in reducing admission to children's mental health Tier 4 beds through a more joined up response for young people in mental health crisis (New Care Models). Young people with Learning Disabilities (LD) next stage.
- A Learning Disabilities commissioning assessor appointed
- Integration programme: Health and Local Authority are working together to jointly procure a range of services to improve pathways for children with complex needs, currently out to stakeholder consultation.



NHS SEND Designated Clinical Officer 0-25

- In post since January 2017
- Instrumental in raising profile of SEND in NHS Clinical Commissioning Groups (CCGs) and understanding statutory obligations
- Developed a quality assurance process for the health element of the EHCP which has led to an improvement in quality and timeliness of health advice
- Reports to clinical governance and clinical cabinets.

First-Tier SENDIST Tribunal

Single Route of Redress National Trial

- Two year national trial for Health and Social Care from 3 April 2018
- Continues existing binding decisions for Education
- ‘Non binding recommendations’ for Health and Social Care but assumption compliance will be the norm.
- Five weeks to report to Department for Education case by case if accept recommendations or reasons non compliance
- Briefings for parents and partner agencies held and planned (Regional and local).

Reminder:

Hampshire
LOCAL OFFER

Hampshire Local Offer

<https://fish.hants.gov.uk/localoffer>

Questions?



Hampshire
County Council



www.hants.gov.uk

HAMPSHIRE COUNTY COUNCIL

Report

Committee:	Children and Young People Select Committee
Date of meeting:	9 May 2018
Report Title:	Work Programme
Report From:	Director of Transformation & Governance

Contact name: Members Services

Tel: (01962) 847479

Email: members.services@hants.gov.uk

1. Purpose of Report

1.1 To consider the Committee's forthcoming work programme.

2. Recommendation

2.1 That Members consider and approve the work programme.

WORK PROGRAMME – CHILDREN AND YOUNG PEOPLE SELECT COMMITTEE

Topic	Issue	Reason for inclusion	Status and Outcomes	9 May 2018	12 July 2018	21 November 2018	17 January 2019
Overview / Pre-Decision Scrutiny – <i>to consider items due for decision by the relevant Executive Member, and scrutiny topics for further consideration on the work programme</i>							
Pre-scrutiny	Home to School Transport Policy and Post-16 Transport Policy Statement	To consider the consultation outcomes, and to provide the Executive Member with feedback prior to decision	Item to be considered at May meeting.	x			
Pre-scrutiny	Short Breaks Activities	To consider the consultation outcomes, and to provide the Executive Member with feedback prior to decision	Item to be considered at July meeting.		x		
Pre-scrutiny	Consideration of Departmental Transformation to	To provide the Executive Member with feedback prior to decision	Considered September 2017 and January 2018. Further consultation items to be considered if required.				

Topic	Issue	Reason for inclusion	Status and Outcomes	9 May 2018	12 July 2018	21 November 2018	17 January 2019
	2019 savings proposals						
Pre-scrutiny	Consideration of revenue and capital budgets	To provide the Executive Member with feedback prior to decision	Item to be considered at January meeting.				X
Overview	Child and Adolescent Mental Health Service (CAMHS)	To provide an update report and overview of CAMHS in Hampshire	Item to be considered at November meeting.			x	
Overview	EMTAS	To receive an update on the Hampshire Ethnic Minority and Traveller Achievement Service	Regular update report to the Select Committee. Item to be considered at July meeting		x		
Overview	RE in Hampshire and Living Difference III	To receive an update on this programme of work	Item to be considered at July meeting		x		

Topic	Issue	Reason for inclusion	Status and Outcomes	9 May 2018	12 July 2018	21 November 2018	17 January 2019
Overview	School attainment	To consider the progress of schools in improving the attainment of Hampshire children	To consider a further update following an item on this in January 2018. To include information on work with 'requires improvement' schools.				X
Overview	Special Educational Needs and Disability (SEND) Reform	To provide an implementation update – to include services for children with autism.	Select Committee previously resolved to review the implementation in May 2016, to include Ofsted pilot inspection outcomes. Further update considered November 2017. Next update to be considered at the May meeting	X			
Monitoring Scrutiny Outcomes - to examine responses to the Committee's reports or comments and check on subsequent progress.							
Family Support Service	To monitor progress made in implementing the new Family Support Service in Hampshire	Follows on from pre-scrutiny of item in 2016.	Item to be considered at May meeting.	X			

CORPORATE OR LEGAL INFORMATION:**Links to the Strategic Plan**

Hampshire maintains strong and sustainable economic growth and prosperity:	No
People in Hampshire live safe, healthy and independent lives:	Yes
People in Hampshire enjoy a rich and diverse environment:	No
People in Hampshire enjoy being part of strong, inclusive communities:	Yes

Section 100 D - Local Government Act 1972 - background documents

The following documents discuss facts or matters on which this report, or an important part of it, is based and have been relied upon to a material extent in the preparation of this report. (NB: the list excludes published works and any documents which disclose exempt or confidential information as defined in the Act.)

DocumentLocation

None

IMPACT ASSESSMENTS:

1. Equality Duty

1.1. The County Council has a duty under Section 149 of the Equality Act 2010 ('the Act') to have due regard in the exercise of its functions to the need to:

- Eliminate discrimination, harassment and victimisation and any other conduct prohibited under the Act;
- Advance equality of opportunity between persons who share a relevant protected characteristic (age, disability, gender reassignment, pregnancy and maternity, race, religion or belief, gender and sexual orientation) and those who do not share it;
- Foster good relations between persons who share a relevant protected characteristic and persons who do not share it.

Due regard in this context involves having due regard in particular to:

- a) The need to remove or minimise disadvantages suffered by persons sharing a relevant characteristic connected to that characteristic;
- b) Take steps to meet the needs of persons sharing a relevant protected characteristic different from the needs of persons who do not share it;
- c) Encourage persons sharing a relevant protected characteristic to participate in public life or in any other activity which participation by such persons is disproportionately low.

1.2. **Equalities Impact Assessment:** This is a scrutiny review document setting out the work programme of the Committee. It does not therefore make any proposals which will impact on groups with protected characteristics.

2. Impact on Crime and Disorder:

2.1 This is a forward plan of topics under consideration by the Committee; therefore this section is not applicable to this work report. The Committee will request appropriate impact assessments to be undertaken should this be relevant for any topic that the Committee is reviewing.

3. Climate Change:

3.1 How does what is being proposed impact on our carbon footprint / energy consumption?

This is a forward plan of topics under consideration by the Committee; therefore this section is not applicable to this work report. The Committee will consider climate change when approaching topics that impact upon our carbon footprint / energy consumption.